American Journal of Scholarly Research and Innovation

Volume: 1; **Issue:** 2
Pages: 01– 27
eISSN: 3067-2163

PRIVACY-PRESERVING SECURITY MODEL FOR EARLY CANCER DIAGNOSIS, POPULATION-LEVEL EPIDEMIOLOGY, AND SECURE INTEGRATION INTO U.S. HEALTHCARE SYSTEMS

Md Fokhrul Alam[1]; Md Ashraful Alam[2]; Md Fardaus Alam[3]

[1]. *Department of Computer Science, Bachelor of Science in Computer Science & Engineering, Southeast University, Dhaka, Bangladesh*
Email: ashrafulinfo1234@gmail.com

[2]. *Department of Computer Science, Graduate Researcher, Colorado State University Colorado, USA*
Email: mdashraful.alam@colostate.edu

[3]. *Department of Social Sciences, Humanities and Languages, Bachelor of Arts in Islamic Studies, Bangladesh Open University, Gazipur, Bangladesh*
Email: fardausdesh@gmail.com

Doi: 10.63125/q8wjee18

Received: *21 September 2021;* ***Revised:*** *25 October 2021;* ***Accepted:*** *27 November 2021;* ***Published:*** *27 December 2021;*

Abstract

The increasing use of data-intensive analytics for early cancer diagnosis and population-level epidemiology has heightened concerns regarding patient privacy, data security, and analytical reliability within healthcare systems. Early detection and cancer surveillance depend on large-scale integration of clinical, imaging, and epidemiological data across institutional boundaries, creating complex environments with elevated risks of disclosure, re-identification, and system vulnerability. This study investigates the effectiveness of a privacy-preserving security model for supporting early cancer diagnosis and population-level epidemiological analysis within regulated healthcare data environments in the United States. Using a quantitative, cross-sectional design, the study analyzed 120 oncology-related analytic units, including healthcare systems, cancer registries, and public health platforms, to assess the implementation of privacy controls, security architectures, and analytical performance outcomes. Results indicate a mean Privacy Control Index score of 68.4 (SD = 11.7), reflecting moderate to high adoption of privacy-preserving mechanisms with notable variability across institutions. Security architectures were more consistently implemented, with a mean Security Control Score of 72.9 (SD = 9.6), and were found to be a significant positive predictor of analytical performance. Analytical outputs remained stable under privacy constraints, with an overall performance stability score of 0.84 (SD = 0.06). The relationship between privacy strength and analytical performance was weak and non-linear ($r = -0.21$, $p < .05$), indicating that stronger privacy controls did not substantially degrade analytic utility. At the population level, secure aggregation mechanisms achieved high consistency, with a mean Aggregation Consistency Index of 88.1 (SD = 6.4), supporting reliable epidemiological analysis while limiting disclosure risk. Overall, the findings provide empirical evidence that privacy-preserving security models can be effectively integrated into cancer analytics systems, demonstrating that privacy, security, and analytical performance can function as complementary components within modern healthcare data infrastructures.

Keywords

Privacy-Preserving Healthcare Analytics; Early Cancer Diagnosis; Secure Epidemiological Modeling; Federated Learning in Healthcare; Healthcare Data Security And Interoperability.

INTRODUCTION

Early cancer diagnosis refers to the timely identification of malignant or pre-malignant disease at stages when clinical intervention can be initiated with greater precision and when tumor burden is typically lower, often operationalized through screening, risk stratification, and diagnostic confirmation workflows that combine imaging, pathology, laboratory assays, and increasingly, computational decision support (Nguyen et al., 2015). Within health informatics, a privacy-preserving security model denotes an integrated set of governance rules, system architectures, and technical controls designed to protect sensitive health information while permitting clinically valid computation and data exchange (Jensen et al., 2017). Security is commonly expressed through the confidentiality, integrity, and availability triad, whereas privacy emphasizes appropriate limitations on collection, inference, linkage, and disclosure of personally identifiable or re-identifiable health data (Roch et al., 2014). In the United States, electronic protected health information is regulated under the HIPAA Security Rule, which specifies administrative, physical, and technical safeguards for covered entities and their business associates (Alawad, Gao, Qiu, Yoon, et al., 2019). Internationally, cancer remains a leading cause of mortality and disability, and early detection programs are positioned at the intersection of public health capacity, equity of access, and data-intensive evaluation of screening performance across populations. The global significance is amplified by cross-border research consortia, multinational screening trials, and genomic initiatives that require responsible data sharing across jurisdictions and ethical frameworks, including federated approaches that reduce raw-data movement while supporting discovery (Alawad, Gao, Qiu, Schaefferkoetter, et al., 2019). The modern early-detection pipeline also increasingly integrates high-dimensional data, radiology images, digital pathology, longitudinal EHR histories, and omics profiles, thereby enlarging the attack surface for privacy leakage through linkage, re-identification, or model-based inference (Alawad, Gao, Qiu, Yoon, et al., 2019; Gao et al., 2019). Consequently, "privacy-preserving security" in this domain is not limited to perimeter defense; it encompasses systematic risk management across the data lifecycle, including ingestion, storage, computation, transmission, auditability, consent enforcement, and secure interoperability among heterogeneous clinical and public health systems. This framing sets the foundation for a model that supports both patient-level diagnostic computing and population-level epidemiology while aligning with U.S. regulatory expectations and internationally recognized data-sharing principles (Esteva et al., 2017).

Figure 1: Privacy-Preserving Security Model

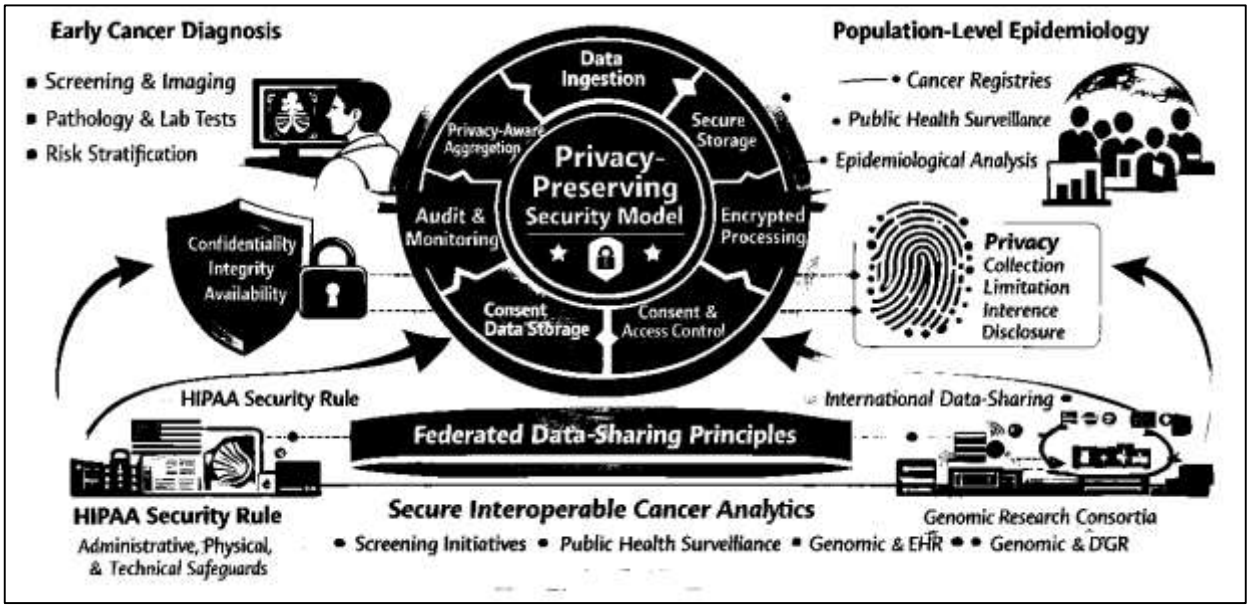

Clinical evidence motivating secure computational pipelines is increasingly tied to the demonstrated capability of AI systems to detect cancer-related signals in complex modalities (McKinney et al., 2020). Deep learning has achieved dermatologist-level classification performance in skin lesion analysis and

has been evaluated for screening-relevant tasks where sensitivity and specificity have direct downstream implications for biopsy pathways and patient anxiety. In breast cancer screening, international evaluations of AI systems have reported performance patterns that interact with clinical reading workflows and workload considerations, illustrating why algorithmic deployment is inseparable from operational context and data governance (Xu et al., 2011). For lung cancer, end-to-end three-dimensional deep learning on low-dose CT has been reported in screening-oriented settings, reinforcing the dependence of model validity on diverse data sources and longitudinal imaging histories (Sada et al., 2016). These exemplars highlight a central tension for early detection: the clinical value of models often increases with training data diversity, multi-institutional scale, and integration of longitudinal patient trajectories, yet these same drivers intensify privacy and security constraints. From an epidemiological standpoint, population-level inference requires large, representative cohorts to estimate incidence, stratify risk, and quantify disparities; such analysis routinely spans institutions and time periods, increasing the need for privacy-preserving record linkage, harmonization, and controlled data access. Privacy-preserving record linkage methods have been evaluated on large real-world administrative datasets, including Bloom filter–based encodings intended to reduce exposure of direct identifiers while enabling probabilistic linkage at scale (Carrell et al., 2014). Related multi-party protocols formalize linkage when multiple custodians contribute data under semi-honest threat assumptions, offering a technical basis for cross-institutional cohort assembly without centralized identifier pooling (Battaglin et al., 2021). At the same time, linkage techniques themselves can introduce new risks through frequency attacks, auxiliary information, and composability across releases, which is why operational deployments often pair cryptographic design with governance controls, auditing, and minimization practices. In this landscape, a privacy-preserving security model for early cancer diagnosis and epidemiology must treat algorithm development, data linkage, and clinical integration as a single socio-technical system whose failure modes include both traditional breaches and subtle inference pathways enabled by analytics.

Figure 2: Theoretical Framework for Privacy-Preserving Cancer Analytics

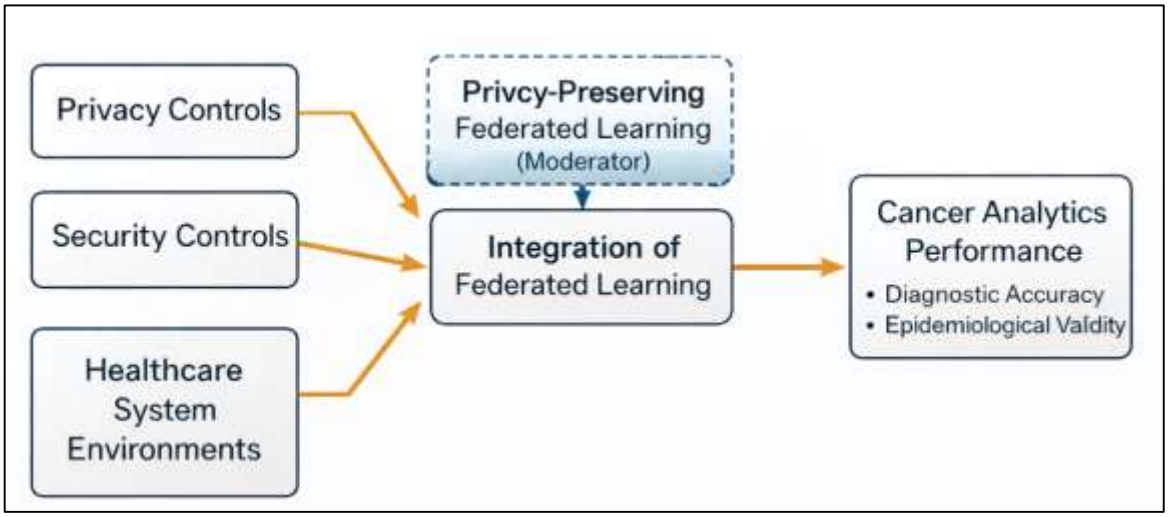

Privacy-preserving machine learning provides a core technical pathway for reconciling cross-site analytic value with constraints on raw-data sharing. Federated learning (FL) is typically defined as a distributed learning paradigm in which model training is orchestrated across multiple clients that retain local data, while only model updates or derived statistics are exchanged with an aggregator (Warner et al., 2015). Within healthcare, FL has been synthesized in surveys that emphasize the fragmentation of clinical data across hospitals and the institutional barriers to centralizing EHR and imaging repositories, positioning FL as an architectural response to both privacy requirements and data governance realities. Broader FL analyses map system constraints—communication efficiency, client heterogeneity, non-IID distributions, and reliability—alongside privacy and security threat models that are particularly salient for clinical deployments (Mehrabi et al., 2015). FL alone, however, does not fully

resolve privacy risk because gradient updates can encode information about local training records, and malicious participants or aggregators can exploit protocol weaknesses. Accordingly, privacy-preserving security designs frequently integrate FL with complementary protections, including secure aggregation, differential privacy, and robust auditing. Secure aggregation protocols enable an untrusted server to recover only an aggregate of client updates, not individual contributions, reducing exposure of per-site gradients in multi-client training(McKinney et al., 2020). For cancer detection use cases, where imaging models may require high-capacity architectures and repeated training cycles, secure aggregation serves as a protective mechanism for institutional data custodianship while supporting population-scale parameter estimation. In addition, FL is relevant not only to training but also to multi-center evaluation and calibration, which are critical when early-detection thresholds are tuned to balance false positives and false negatives across demographic groups and equipment differences (Gao et al., 2017). Surveys in digital health further document FL's relevance to clinical data environments and operational constraints, emphasizing that privacy preservation requires layered controls rather than reliance on decentralization alone. Taken together, these foundations motivate a model in which FL is treated as a substrate for collaboration, augmented by cryptographic and statistical privacy mechanisms, and embedded within governance structures that manage identity, authorization, audit, and compliance.

Differential privacy (DP) offers a mathematically grounded approach for limiting what can be inferred about an individual from released statistics or trained models, formalizing privacy in terms of bounded changes in output distributions when a single individual's data are added or removed. DP has been extended and systematized across algorithmic settings, including query release, learning, and composition, with foundational treatments that clarify the meaning of privacy loss parameters and the practical trade-offs between utility and privacy budgets (Xu et al., 2011). For deep learning, DP-SGD operationalizes DP by clipping per-example gradients and adding calibrated noise during training, providing an implementable pathway for privacy-preserving model development on sensitive datasets (Abadi et al., 2016). In medical machine learning, DP is frequently discussed in relation to the risk of membership inference, attribute inference, and reconstruction attacks, which can become particularly salient when models are deployed as clinical decision support services or offered through APIs. Recent surveys focusing on medical data analysis describe how DP mechanisms are applied to data publishing, mining, and learning workflows, offering taxonomies of methods and highlighting the role of DP in mitigating privacy leakage under realistic threat assumptions (Liu et al., 2023). A 2025 scoping review focused on medical deep learning synthesizes DP usage across centralized and federated settings, indicating the breadth of DP-SGD and related mechanisms in contemporary practice. In early cancer diagnosis, DP can be applied at multiple points: during model training on imaging or EHR-derived features, during release of epidemiological aggregates, and during cross-institutional analytics where re-identification risk increases with linkage and dimensionality. DP can also be paired with secure aggregation in FL so that the aggregator sees only a noisy, aggregated update, strengthening protections against both curious servers and colluding participants (Esteva et al., 2017). These constructions are relevant to U.S. healthcare integrations because they can be mapped to privacy-by-design expectations and to risk management narratives used in compliance and security engineering. At the same time, DP must be parameterized carefully because early detection tasks can be sensitive to small distributional shifts and rare positive classes, which places pressure on maintaining clinical performance while controlling privacy loss (Qiu et al., 2017). For a privacy-preserving security model spanning diagnosis and epidemiology, DP functions as a unifying formalism for limiting disclosure from outputs, complementing cryptographic controls that protect data in transit and at rest.

Cryptographic computation provides an additional pillar for privacy-preserving security by enabling specific operations without exposing plaintext data. Homomorphic encryption (HE) is defined by the ability to compute over encrypted inputs such that decryption of the result yields the same value as if computation had been performed on plaintext; fully homomorphic encryption (FHE) generalizes this to arbitrary circuits and was formalized in landmark constructions that solved a longstanding cryptographic problem(Gao et al., 2019). For medical inference scenarios, HE-based designs are commonly positioned to protect patient data during outsourced computation, such as cloud-hosted model inference on imaging or wearable sensor streams, where the compute environment is not fully

trusted by the data owner. Contemporary healthcare-focused surveys describe HE types and their relevance to secure data processing, summarizing partially, somewhat, and fully homomorphic approaches and their implementation considerations in clinical analytics pipelines. Approximate-number HE schemes, including CKKS, are frequently used for neural network–style arithmetic, making them practically relevant for privacy-preserving inference and certain training primitives (Alawad, Gao, Qiu, Schaefferkoetter, et al., 2019). Applied frameworks for medical inference continue to emerge, including recent homomorphic encryption–based systems designed for disease diagnosis scenarios, illustrating design patterns for batch and low-latency inference under encryption. Secure multi-party computation (SMPC) broadens the cryptographic toolbox by enabling parties to compute joint functions of their inputs without revealing the inputs to one another, rooted in foundational secure computation protocols and supported by key primitives such as threshold secret sharing. In population epidemiology, SMPC can be used for multi-institutional risk modeling, count queries, and linkage-like computations where each site contributes partial views. These cryptographic techniques matter for U.S. healthcare integration because they align with system architectures where EHR platforms, analytics vendors, laboratories, and registries operate under distinct trust boundaries and contractual obligations (Gao et al., 2019). A privacy-preserving security model can therefore specify where HE is used to protect inference, where SMPC is used to support cross-site aggregation or linkage, and where DP is used to constrain disclosure from outputs, creating layered defense against both direct breaches and analytic leakage.

A rigorous introduction to privacy-preserving security in this domain also requires explicit threat modeling because clinical AI and epidemiological analytics introduce attack surfaces beyond conventional database breaches. Membership inference attacks formalize the risk that an adversary can determine whether a specific record was part of a model's training dataset using only model access, a concern for sensitive cohorts such as cancer patients participating in studies or registries (Alawad, Gao, Qiu, Schaefferkoetter, et al., 2019). Model inversion attacks demonstrate that confidence scores and model outputs can be exploited to infer sensitive attributes, including in personalized medicine contexts where genomic or biomarker variables may be latent targets. In federated settings, adversaries can also attempt model poisoning or backdoor insertion by manipulating local updates; such attacks have been demonstrated in FL contexts using model replacement strategies, emphasizing that confidentiality protections like secure aggregation do not, by themselves, guarantee integrity of the learned model. These threats map directly onto early cancer diagnosis workflows because screening models and triage tools are safety-critical: integrity compromises can alter sensitivity profiles, and privacy compromises can expose cohort membership, genetic predispositions, or diagnostic outcomes. Consequently, privacy-preserving security models commonly combine confidentiality technologies (secure aggregation, HE, SMPC) with integrity and governance measures such as authenticated client enrollment, update validation strategies, audit trails, and role-based authorization. In U.S. healthcare systems, these measures are generally framed within the HIPAA Security Rule's safeguards and incident definitions, and within breach notification expectations strengthened through HITECH-era regulatory structures (Alawad, Yoon, et al., 2018). The regulatory context also extends to the broader ecosystem of health apps and connected devices, which can fall under non-HIPAA frameworks yet still generate health records requiring breach notification obligations in certain circumstances. For population-level epidemiology, threat models additionally include linkage attacks and inference via small-cell counts, reinforcing the need for DP mechanisms when releasing aggregates and for controlled access processes for sensitive cohort slices. A security model that spans diagnosis and epidemiology therefore treats privacy threats, adversarial ML risks, and operational cyber risks as a unified design space rather than isolated problems.

Secure integration into U.S. healthcare systems depends on interoperability standards and access-control frameworks that can carry privacy and security semantics across heterogeneous platforms. HL7 FHIR defines resources and APIs that support standardized exchange of clinical data elements, while FHIR security guidance emphasizes authentication, authorization, and the use of established patterns for protected server interactions (HL7, n.d.). SMART on FHIR operationalizes an app launch and authorization model based on OAuth 2.0 and OpenID Connect, enabling substitutable clinical apps to request scoped access to FHIR resources within EHR environments. These standards are central to

privacy-preserving analytics because they create the technical pathways by which diagnostic decision support tools, registry interfaces, and epidemiological dashboards retrieve and update data, and they provide the hooks for enforcing least privilege, consent-aware access, and auditable transactions. In parallel, zero trust architecture reframes enterprise security away from implicit network trust toward continuous verification of identity, device posture, and resource-specific authorization, offering a cybersecurity paradigm that is relevant to health systems operating across on-premise, cloud, and remote-care environments. When combined, FHIR/SMART provide interoperable data exchange and authorization flows, while zero trust principles structure how trust boundaries are enforced across users, services, and devices (Alawad, Gao, Qiu, Yoon, et al., 2019). A privacy-preserving security model for early cancer diagnosis can therefore specify how encrypted inference services integrate with EHR workflows through standardized APIs, how federated training nodes are authenticated and authorized as participants, how audit logs are generated for compliance, and how epidemiological aggregates are computed and shared using privacy-enhancing controls. Internationally, parallel governance initiatives, such as GA4GH policy frameworks and standards work, provide additional grounding for responsible cross-border sharing of genomic and clinical data, reinforcing the need for harmonized technical controls and ethical principles even when deployment is targeted to U.S. healthcare infrastructure (Roch et al., 2014). Within this standards-rich environment, the introduction of a privacy-preserving security model is anchored in definitions, regulatory obligations, interoperable authorization, cryptographic computation, and formal privacy guarantees, all aligned to support early diagnosis and population-level analysis under realistic operational constraints.

The primary objective of this study is to design and articulate a comprehensive privacy-preserving security model that enables early cancer diagnosis through advanced data analytics while rigorously protecting patient confidentiality across the full clinical data lifecycle. This objective centers on establishing a unified architectural framework that supports secure acquisition, processing, storage, and computation of heterogeneous oncology data, including imaging, clinical records, laboratory results, and molecular profiles, without exposing identifiable patient information. The model seeks to balance diagnostic sensitivity and specificity with enforceable privacy constraints by integrating technical safeguards that prevent unauthorized access, data leakage, and inference-based privacy violations. A critical component of this objective is to ensure that secure analytic processes do not compromise clinical usability, interpretability, or workflow integration for healthcare professionals. The framework is therefore structured to align privacy controls with operational clinical environments, ensuring that early detection algorithms can be deployed as decision support tools within existing healthcare infrastructures while maintaining strict data governance. By focusing on early cancer detection, the objective prioritizes timely, accurate, and secure clinical intelligence that supports intervention at stages where patient outcomes are most responsive to treatment, while ensuring that patient trust in digital diagnostic systems is preserved through demonstrable privacy protection.

A second core objective is to enable population-level cancer epidemiology and public health surveillance through secure, privacy-compliant cross-institutional data collaboration. This objective emphasizes the development of mechanisms that allow multiple healthcare organizations, research institutions, and public health agencies to jointly analyze large-scale cancer data without requiring centralized data pooling or direct sharing of raw patient records. The model is designed to support distributed analytics that can generate statistically valid insights into cancer incidence, prevalence, risk stratification, and demographic disparities while preventing re-identification and unauthorized linkage of individuals across datasets. By facilitating secure aggregation and collaborative computation, the objective addresses the need for high-resolution epidemiological intelligence that informs screening strategies, resource allocation, and disease monitoring at regional and national levels. The framework also aims to ensure consistency, transparency, and reproducibility of population-level analyses, enabling public health stakeholders to rely on outputs that are both analytically robust and privacy-respectful. This objective recognizes that sustainable epidemiological research depends on public confidence in data protection practices and institutional accountability, making privacy preservation a foundational requirement rather than an auxiliary feature. A third objective is to achieve secure and standards-compliant integration of privacy-preserving analytics into the operational fabric of U.S. healthcare systems. This objective focuses on ensuring interoperability

with existing electronic health record platforms, clinical information systems, cancer registries, and public health reporting infrastructures through secure interfaces and controlled data exchange mechanisms. The model is structured to support seamless interaction between analytics components and clinical systems while enforcing fine-grained access control, authentication, and authorization across diverse user roles and organizational boundaries. This objective also emphasizes resilience against cybersecurity threats, including unauthorized system access, data tampering, and adversarial manipulation of analytic outputs, by embedding security controls that protect both data and computational integrity. By prioritizing secure integration, the framework seeks to minimize disruption to clinical workflows while enabling scalable deployment across healthcare organizations of varying sizes and technological maturity. Collectively, this objective ensures that privacy-preserving cancer analytics can be operationalized in real-world healthcare environments in a manner that supports clinical efficiency, regulatory accountability, and long-term system sustainability.

LITERATURE REVIEW

The literature on privacy-preserving security models for early cancer diagnosis and population-level epidemiology spans multiple, highly interconnected research domains, including medical informatics, oncology, cybersecurity, privacy-enhancing technologies, artificial intelligence, and healthcare systems integration. As cancer diagnostics and epidemiological surveillance increasingly rely on large-scale, data-driven methodologies, scholarly attention has shifted toward understanding how sensitive health data can be securely collected, processed, and shared without compromising patient privacy or institutional trust. Existing studies examine both the clinical value of advanced analytics in early cancer detection and the systemic risks introduced by digitalization, such as data breaches, re-identification, and algorithmic inference attacks. Consequently, the literature reflects a convergence of biomedical research and information security scholarship, where technical innovation must be evaluated alongside ethical, legal, and regulatory constraints. This literature review synthesizes prior research to establish a conceptual and technical foundation for a privacy-preserving security model tailored to early cancer diagnosis and population-level epidemiology within the U.S. healthcare context. The review critically organizes existing studies according to their primary contributions: foundational definitions and regulatory frameworks, data privacy challenges in oncology, security architectures for healthcare systems, privacy-preserving machine learning techniques, cryptographic computation methods, adversarial and threat models in medical AI, and interoperability standards for secure system integration. By structuring the literature in this manner, the review highlights how individual research streams collectively inform the design of secure, scalable, and privacy-compliant oncology analytics. The section does not evaluate future directions or implications; instead, it provides an exhaustive mapping of established knowledge, methodological approaches, and empirical findings that directly inform the objectives and design decisions of the proposed model.

Privacy in Healthcare Data Systems

Privacy in healthcare data systems is fundamentally rooted in the protection of sensitive patient information while enabling lawful and ethical data use for clinical care, research, and public health purposes. The literature consistently defines healthcare privacy as the individual's right to control the collection, use, disclosure, and secondary processing of personal health information, particularly when such data are digitized and shared across institutions (Gao et al., 2019). With the global adoption of electronic health records (EHRs), privacy concerns have intensified due to the scale, longitudinal nature, and interoperability of healthcare data systems. Studies emphasize that healthcare data differ from other personal data types because they combine clinical diagnoses, behavioral patterns, genetic markers, and demographic identifiers, increasing the risk of re-identification even when direct identifiers are removed. Research further demonstrates that patients perceive health data misuse as particularly harmful, often associating privacy violations with discrimination, stigmatization, and loss of trust in healthcare institutions. From a systems perspective, privacy is inseparable from data architecture, as modern healthcare platforms rely on distributed databases, cloud infrastructures, and third-party analytics services that expand the data exposure surface (Alawad, Yoon, et al., 2018). The literature also highlights that privacy risks are not limited to external breaches but include internal misuse, excessive data access, and unintended inference through advanced analytics. As a result, privacy in healthcare data systems is increasingly conceptualized as a continuous governance and

technical challenge rather than a static compliance requirement, requiring formalized safeguards throughout data acquisition, processing, storage, and exchange.

Figure 3: Privacy in Healthcare Data Systems

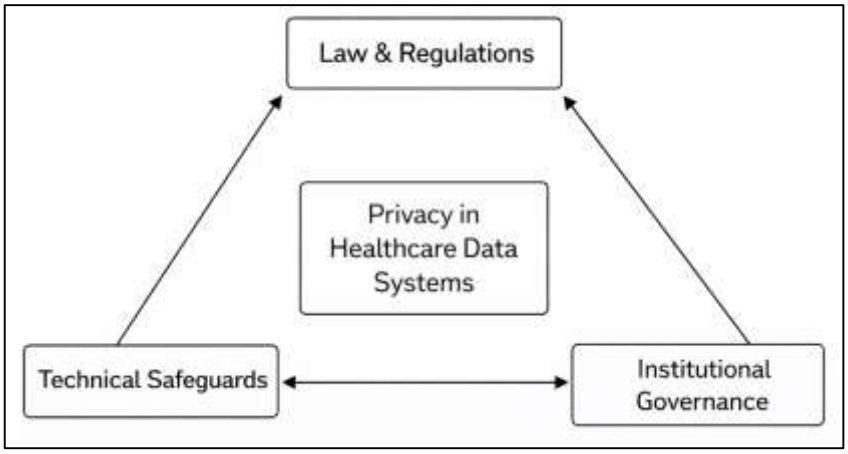

Regulatory and legal scholarship forms a significant portion of the literature on healthcare privacy, particularly in jurisdictions with mature health information governance frameworks. In the United States, the Health Insurance Portability and Accountability Act (HIPAA) and subsequent amendments under the HITECH Act establish baseline privacy and security standards for protected health information, influencing system design and institutional practices. Studies examining HIPAA implementation note that while the regulation has strengthened administrative accountability and technical safeguards, it has not eliminated privacy risks associated with secondary data use, data aggregation, and cross-organizational exchange (Alawad, Yoon, et al., 2018; Gao et al., 2019). Comparative analyses with international regulations, such as the European Union's General Data Protection Regulation, reveal differing approaches to consent, data minimization, and individual rights, highlighting persistent challenges in harmonizing privacy protections across borders (Esteva et al., 2017). The literature further emphasizes that regulatory compliance alone does not guarantee effective privacy protection, as legal frameworks often lag behind technological advancements in big data analytics and artificial intelligence. Researchers have also identified tensions between public health objectives and individual privacy, particularly in epidemiological surveillance and disease registries, where large-scale data access is necessary but inherently privacy-sensitive. These studies collectively underscore that healthcare privacy is shaped by an evolving interplay between law, institutional governance, and technical system capabilities, requiring adaptive models that can respond to new data practices without weakening established protections.

Technical research on healthcare privacy focuses extensively on system-level vulnerabilities and mitigation strategies within digital health infrastructures. Early work identified core privacy risks associated with centralized EHR systems, including unauthorized access, insufficient role-based controls, and weak audit mechanisms (Gao et al., 2019). Subsequent studies expanded this analysis to interoperable and cloud-based environments, demonstrating how data sharing among hospitals, laboratories, insurers, and analytics vendors increases the likelihood of privacy breaches and data misuse. Scholars have also examined anonymization and de-identification techniques, finding that traditional methods such as suppression and generalization are often insufficient against linkage attacks when datasets are combined with auxiliary information (Wang et al., 2015). In response, the literature documents a shift toward privacy-enhancing technologies that embed protection mechanisms directly into system architectures, including access control models, encryption schemes, and privacy-aware data management frameworks. Studies in health informatics further stress the importance of privacy-aware system design that integrates technical safeguards with organizational policies, user training, and continuous monitoring. This body of work demonstrates that privacy in healthcare data systems cannot be treated as a single technical problem but must be addressed through layered defenses that account for human behavior, system complexity, and evolving threat models.

Principles in Clinical and Epidemiological Contexts

The principles governing clinical and epidemiological data systems are grounded in the dual mandate of safeguarding individual patient welfare while enabling population-level health analysis that supports disease prevention, control, and evidence-based decision-making. In clinical contexts, foundational principles emphasize patient-centered care, confidentiality, data integrity, and appropriate access, reflecting long-standing ethical norms in medicine and biomedical research (Mehrabi et al., 2013). Privacy and security principles are operationalized through controlled access to electronic health records, role-based authorization, and auditability to ensure that sensitive health information is accessed only by authorized personnel for legitimate purposes (Alawad, Gao, Qiu, Yoon, et al., 2019). Epidemiological contexts extend these principles to large-scale data aggregation, where individual-level records are used to derive insights into disease distribution, risk factors, and outcomes across populations. The literature consistently emphasizes that epidemiological utility depends on data completeness, longitudinal continuity, and cross-institutional comparability, which introduce inherent tensions with strict data minimization and access restrictions. Studies highlight that principles such as proportionality and necessity are essential for balancing individual privacy with collective health benefits, ensuring that data use is justified by public health value and limited to the minimum scope required (Alawad, Gao, Qiu, Yoon, et al., 2019; Mehrabi et al., 2013). These principles form the ethical and operational baseline for both clinical practice and epidemiological surveillance, shaping how healthcare data systems are designed, governed, and evaluated.

Clinical data systems are further guided by principles of accuracy, timeliness, and accountability, which are critical for diagnostic decision-making and patient safety. Research in health informatics demonstrates that data integrity is central to clinical trust, as inaccurate or incomplete records can lead to misdiagnosis, inappropriate treatment, and adverse outcomes (Alawad, Hasan, et al., 2018). Security principles such as authentication, authorization, and non-repudiation are therefore closely linked to clinical quality, ensuring that data modifications are traceable and attributable to responsible users. In epidemiological contexts, similar principles apply but are scaled to population-level analysis, where errors or biases in aggregated data can distort incidence estimates, risk models, and health policy decisions. The literature underscores the importance of standardization and harmonization principles to support valid comparisons across datasets, regions, and time periods, particularly in multicenter surveillance systems (Alawad et al., 2020). Transparency in data processing and methodological documentation is also emphasized as a core principle, enabling reproducibility and scientific scrutiny in epidemiological research. Together, these studies illustrate that principles of data quality, accountability, and transparency are foundational to both clinical reliability and epidemiological validity.

Another set of principles emphasized in the literature concerns fairness, equity, and non-discrimination in clinical and epidemiological data use. In clinical settings, equitable access to care and unbiased decision-making are central ethical obligations, increasingly scrutinized in the context of algorithmic decision support systems trained on historical health data (Cunningham et al., 2013). Studies show that biased datasets can propagate disparities across racial, socioeconomic, and geographic lines, undermining the ethical principle of justice in healthcare delivery. Epidemiological research similarly grapples with representativeness and inclusivity, as underrepresentation of marginalized populations can lead to inaccurate population health estimates and inequitable resource allocation. The literature highlights that principles of fairness require deliberate attention to data collection practices, governance structures, and analytic assumptions to avoid systematic exclusion or misclassification (McKinney et al., 2020). Privacy principles intersect with equity considerations, as overly restrictive data controls may disproportionately limit research on vulnerable populations, while weak protections may expose these groups to heightened risk of harm (Raju et al., 2015). These findings reinforce that clinical and epidemiological principles must be evaluated not only in terms of technical correctness but also through their social and ethical consequences. Finally, the literature emphasizes governance and stewardship principles as central to aligning clinical and epidemiological data use with societal expectations and institutional responsibility. Data stewardship is commonly defined as the obligation of healthcare organizations and public health authorities to manage health data responsibly,

transparently, and in the best interest of patients and populations (Wang et al., 2015). In clinical systems, stewardship principles support clear accountability structures, patient consent management, and mechanisms for oversight and redress in cases of misuse (Yim et al., 2016). Epidemiological contexts extend stewardship to include public trust, legitimacy of data use, and sustained cooperation between data providers and public health institutions (Alawad, Gao, Qiu, Yoon, et al., 2019). The literature also stresses the importance of proportional governance models that scale oversight mechanisms according to data sensitivity and analytic risk, avoiding both regulatory overreach and insufficient protection. Across both domains, principles of stewardship, accountability, and trust serve as integrative constructs that connect technical safeguards with ethical norms and legal requirements. Collectively, existing studies present clinical and epidemiological principles as interdependent frameworks that guide responsible data use, reinforce public confidence, and maintain the scientific and ethical foundations of modern healthcare data systems.

Figure 4: Principles in Clinical & Epidemiological Contexts

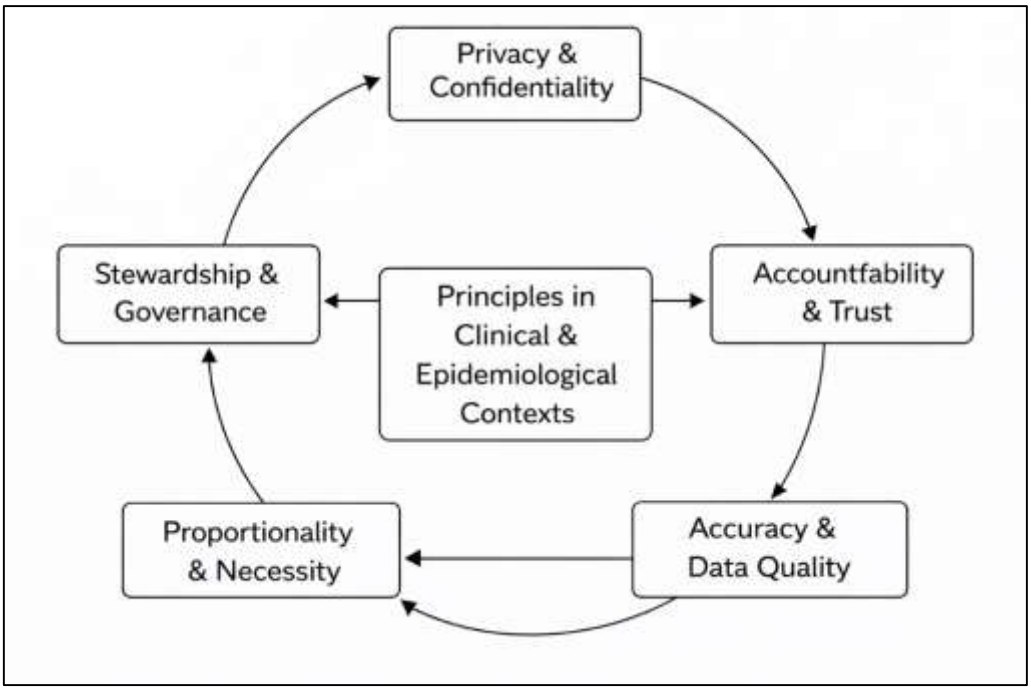

Early Cancer Diagnosis as a Data-Intensive Clinical Process

Early cancer diagnosis is increasingly conceptualized in the literature as a data-intensive clinical process that integrates heterogeneous data sources across the continuum of care to identify malignancies at their earliest detectable stages. Traditionally, early diagnosis relied on clinician judgment supported by discrete tests such as imaging, pathology, and laboratory assays. However, contemporary diagnostic workflows are now characterized by the aggregation of longitudinal electronic health records (EHRs), radiological imaging, digital pathology slides, biomarker assays, genomic sequencing data, and patient-reported outcomes, creating complex, high-dimensional data environments (Gao et al., 2019). Studies in oncology informatics emphasize that early detection depends not on isolated data points but on patterns emerging across time, modalities, and populations, requiring advanced computational infrastructures to manage volume, velocity, and variety of data. Screening programs for breast, lung, colorectal, and prostate cancer exemplify this shift, as they increasingly incorporate risk stratification models that synthesize demographic, behavioral, genetic, and imaging data to guide diagnostic decision-making. The literature consistently frames early cancer diagnosis as a pipeline involving data acquisition, preprocessing, feature extraction, clinical interpretation, and feedback into care pathways, each stage generating additional data artifacts that must be stored, analyzed, and governed (Gao et al., 2017). This transformation positions data as a central clinical asset, making early diagnosis inherently dependent on robust data systems capable of supporting complex analytics while maintaining clinical reliability and patient safety.

Figure 5: Theoretical Framework: Early Cancer Diagnosis as a Data-Intensive Clinical Process

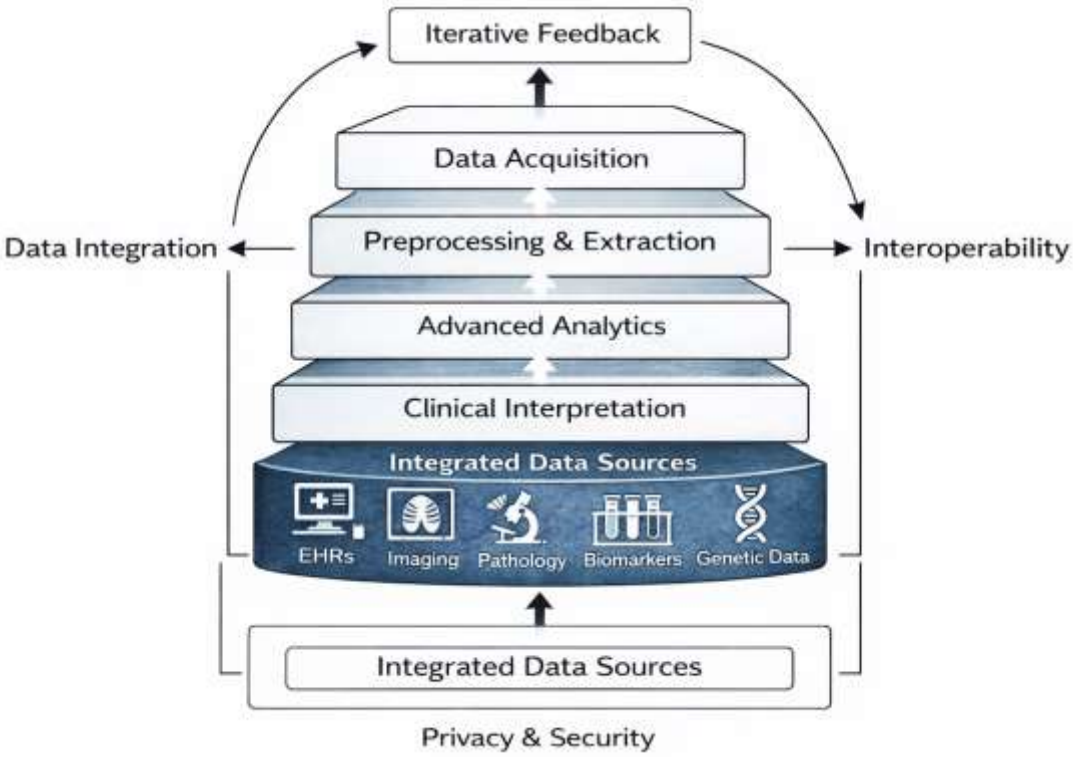

The clinical value of data-intensive early cancer diagnosis is closely tied to the ability to detect subtle disease signals that are often imperceptible through traditional diagnostic methods. Research demonstrates that machine learning and artificial intelligence techniques can identify complex, non-linear relationships within imaging and molecular data that correlate with early-stage malignancy, enabling improved sensitivity and specificity in screening and diagnostic tasks (Xu et al., 2011). These capabilities are particularly relevant for cancers with asymptomatic early stages, where delayed diagnosis significantly worsens prognosis. Studies highlight that such models require large, diverse, and well-annotated datasets to achieve clinical robustness, reinforcing the dependence of early diagnosis on multi-institutional data aggregation and longitudinal follow-up (Gao et al., 2017). At the same time, the literature cautions that clinical deployment of data-driven diagnostic tools introduces dependencies on data quality, completeness, and representativeness, as biases or gaps in input data can directly affect diagnostic accuracy and equity. As a result, early cancer diagnosis is increasingly understood as an iterative data process, where continuous data collection and model refinement are integral to maintaining diagnostic performance across populations and clinical settings. This perspective underscores that early diagnosis is not a static clinical event but an evolving, data-mediated practice embedded within complex healthcare information systems (Gao et al., 2017; Mehrabi et al., 2013).

From a systems perspective, early cancer diagnosis as a data-intensive process introduces substantial challenges related to data integration, interoperability, and workflow coordination. Diagnostic data are generated across multiple clinical domains, including primary care, specialty oncology clinics, radiology departments, pathology laboratories, and external testing facilities, each operating distinct information systems and data standards (Yim et al., 2016). The literature documents persistent fragmentation in cancer data infrastructures, which complicates timely data exchange and limits the ability to construct comprehensive patient diagnostic profiles. Interoperability challenges are particularly salient in early detection scenarios, where delays or data silos can impede rapid diagnostic escalation following abnormal screening results. Studies further note that data-intensive diagnostic workflows increase clinician cognitive load, as practitioners must interpret algorithmic outputs alongside traditional clinical evidence, necessitating clear data provenance, explainability, and trust in

underlying data processes. In response, health informatics research emphasizes the need for integrated diagnostic platforms that can orchestrate data flows, support decision support tools, and embed safeguards that preserve data integrity and contextual meaning. These findings collectively reinforce that early cancer diagnosis is inseparable from the performance and governance of the data systems that support it.

Finally, the literature highlights that the data-intensive nature of early cancer diagnosis amplifies privacy, security, and governance considerations throughout the diagnostic lifecycle. Early detection often involves repeated screening, longitudinal monitoring, and linkage of clinical data with registries or research datasets, increasing the cumulative risk of privacy exposure over time (Xu et al., 2011). High-dimensional diagnostic data, particularly genomic and imaging data, are difficult to fully anonymize and may reveal sensitive information beyond cancer status, including inherited risk and comorbid conditions. Studies argue that these characteristics require privacy-aware diagnostic system design that integrates security controls directly into data-intensive workflows rather than treating privacy as an external compliance layer. Moreover, early diagnosis programs often intersect with population-level screening initiatives, blurring boundaries between clinical care and epidemiological research and further complicating consent, access control, and data stewardship (Wang et al., 2015). The literature therefore positions early cancer diagnosis as a paradigmatic example of modern data-intensive medicine, where clinical effectiveness, system interoperability, and privacy protection are tightly interwoven. This framing provides a critical foundation for examining how privacy-preserving security models can support early cancer detection while sustaining trust and accountability within healthcare data systems.

Governance Frameworks for Cancer Data Protection

Governance frameworks for cancer data protection are extensively discussed in the literature as structured systems of policies, institutional roles, accountability mechanisms, and procedural controls that regulate how sensitive oncology data are collected, accessed, shared, and retained. Governance in this context extends beyond technical security to encompass ethical oversight, legal compliance, organizational responsibility, and stakeholder trust. Studies define healthcare data governance as the coordinated exercise of authority and control over health data assets to ensure appropriate use, quality, and protection throughout their lifecycle (Alawad, Gao, Qiu, Schaefferkoetter, et al., 2019; Wang et al., 2015). Cancer data governance is considered particularly complex due to the sensitivity of diagnostic, prognostic, and genomic information, as well as the longitudinal and cross-institutional nature of cancer care and research (Xu et al., 2011). The literature emphasizes that governance frameworks must address both primary clinical use and secondary use for research, surveillance, and quality improvement, each of which introduces distinct privacy risks and oversight requirements. Governance models commonly incorporate principles of transparency, accountability, proportionality, and stewardship, ensuring that data use aligns with patient expectations and societal values while supporting legitimate clinical and public health objectives. These frameworks are increasingly formalized through institutional data governance committees, data use agreements, and standardized operating procedures that define permissible data flows and responsibilities across healthcare ecosystems (Wang et al., 2015). Collectively, the literature positions governance as the foundational layer that shapes how technical privacy and security controls are selected, implemented, and enforced in cancer data systems.

Regulatory governance plays a central role in shaping cancer data protection practices, particularly in jurisdictions with comprehensive health information laws. In the United States, governance frameworks are heavily influenced by the Health Insurance Portability and Accountability Act (HIPAA) Privacy and Security Rules, which establish requirements for safeguarding protected health information and regulating its disclosure (Yim et al., 2016). Scholarly analyses note that HIPAA provides a baseline governance structure by defining covered entities, permitted uses, minimum necessary standards, and enforcement mechanisms, thereby shaping organizational data practices in oncology care and research. The HITECH Act further strengthened governance by introducing breach notification requirements and expanding accountability for business associates, increasing institutional incentives to formalize cancer data protection strategies. Comparative governance studies also examine international frameworks, such as the European Union's General Data Protection Regulation, which

introduces stronger individual rights, data minimization obligations, and explicit governance requirements for sensitive health data, including cancer-related information (Gao et al., 2019). The literature highlights that differences across regulatory regimes complicate multinational cancer studies and necessitate layered governance models capable of accommodating varying legal expectations. Importantly, researchers consistently argue that regulatory compliance alone does not equate to effective governance, as formal rules must be operationalized through institutional practices, oversight mechanisms, and cultural norms within healthcare organizations (Mehrabi et al., 2015).

Figure 6: Governance Frameworks for Cancer Data Protection

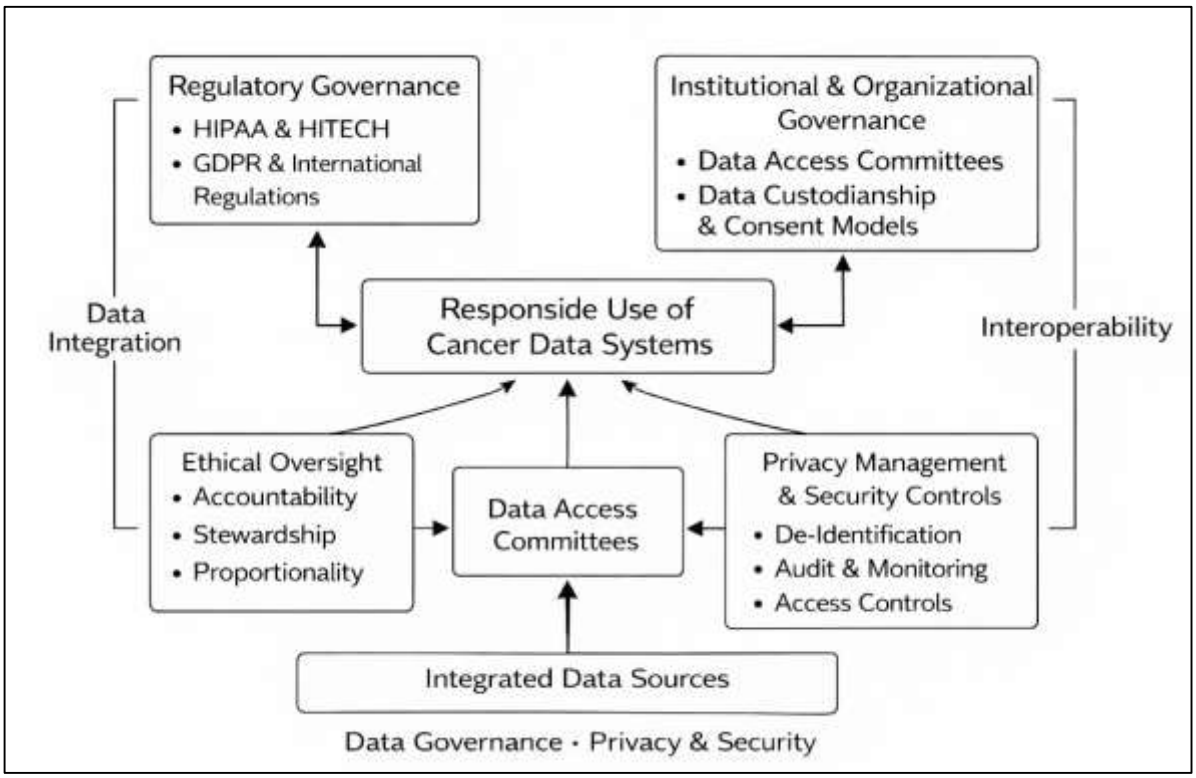

Institutional and organizational governance frameworks receive significant attention in cancer informatics research, particularly regarding the management of data access, consent, and accountability. Studies describe governance structures that assign clear roles to data controllers, custodians, and users, supported by access committees that review and authorize cancer data use requests based on ethical, scientific, and privacy criteria (Cunningham et al., 2013; Qiu et al., 2017). Consent governance is a recurring theme, with the literature examining broad consent, dynamic consent, and tiered consent models as mechanisms for managing patient preferences in oncology research and biobanking (Cunningham et al., 2013; Wang et al., 2015). Scholars note that governance frameworks must also address secondary data use, particularly when clinical cancer data are repurposed for epidemiological surveillance or algorithm development, raising questions about legitimacy, transparency, and public trust (Alawad, Hasan, et al., 2018; Xu et al., 2011). Auditability and monitoring are emphasized as core governance functions, enabling organizations to detect misuse, enforce policies, and demonstrate compliance during regulatory review (Mehrabi et al., 2015; Yim et al., 2016). Research further highlights that governance effectiveness depends on alignment between policy and system design, as poorly integrated technical systems can undermine even well-defined governance rules. These studies collectively portray institutional governance as an active, ongoing process that mediates between regulatory mandates, technological capabilities, and ethical obligations in cancer data protection.

Finally, the literature underscores the importance of trust-based and stewardship-oriented governance frameworks in sustaining long-term cancer data ecosystems. Stewardship is commonly defined as the ethical responsibility of institutions to manage cancer data in ways that respect patient interests,

promote social value, and minimize harm. Governance models grounded in stewardship emphasize transparency in data practices, engagement with patients and communities, and mechanisms for accountability and redress when governance failures occur (Esteva et al., 2017). Public trust is repeatedly identified as a critical determinant of participation in cancer screening programs, registries, and research initiatives, with studies showing that perceived weaknesses in governance can reduce willingness to share data. The literature also addresses governance challenges arising from data-intensive technologies, noting that advanced analytics and data linkage can outpace traditional oversight mechanisms and require adaptive governance structures that remain responsive to evolving risks. Importantly, governance frameworks are portrayed as integrative systems that connect legal compliance, ethical principles, organizational accountability, and technical safeguards into a coherent approach to cancer data protection. Across studies, governance is consistently framed not as an ancillary concern but as a central determinant of the legitimacy, sustainability, and effectiveness of cancer data systems within clinical and epidemiological contexts.

Institutional Data Governance Models in Oncology Research

Institutional data governance models in oncology research are extensively examined in the literature as structured frameworks that define how cancer-related data are collected, managed, accessed, and used within and across research organizations. These models are designed to ensure that highly sensitive oncology data—ranging from clinical records and imaging to biospecimens and genomic information—are handled responsibly while supporting scientific validity and regulatory compliance. Scholars describe data governance in oncology as an organizational system that assigns decision-making authority, establishes policies for data access and use, and delineates accountability among stakeholders such as researchers, data custodians, institutional review boards, and compliance offices (Jinnat & Md. Kamrul, 2021; Wang et al., 2015). Because oncology research often involves longitudinal follow-up and secondary use of clinical data, governance models emphasize lifecycle management, ensuring that protections remain effective from data acquisition through analysis, sharing, and archival (Md. Hasan & Shaikat, 2021; Mehrabi et al., 2015). Studies also note that institutional governance structures are shaped by the dual role of oncology data in patient care and research, requiring careful separation and coordination between clinical operations and research activities (Md. Rabiul & Samia, 2021; Yim et al., 2016). This dual-use characteristic makes governance in oncology more complex than in many other biomedical domains, as institutions must reconcile patient-centered obligations with broader scientific and public health objectives. The literature consistently positions institutional data governance as a foundational mechanism that enables ethical, legal, and secure oncology research.

A central focus of the literature is the role of formal governance bodies and policies in regulating oncology data access and use. Research institutions commonly establish data governance committees or data access committees responsible for evaluating requests to use cancer datasets based on scientific merit, ethical justification, and privacy risk (McKinney et al., 2020; Muhammad Mohiul & Rahman, 2021). These committees operate alongside institutional review boards, which oversee human subjects protections but may not address operational data management concerns in sufficient detail. Studies indicate that effective governance models clearly define roles such as data owner, data steward, and data user, ensuring accountability and traceability throughout the research process. Policies governing data sharing agreements, data use agreements, and material transfer agreements are highlighted as essential tools for controlling how oncology data move between institutions, particularly in multicenter trials and consortium-based research. The literature also emphasizes standardized governance documentation, including data dictionaries, metadata standards, and access logs, as mechanisms for ensuring transparency and reproducibility in oncology research (Alawad, Yoon, et al., 2018; Rahman & Abdul, 2021). These findings demonstrate that institutional governance models rely on formal structures and procedural rigor to manage the complexity and sensitivity of cancer research data.

Figure 7: Governance Lifecycle Model for Oncology Research Data

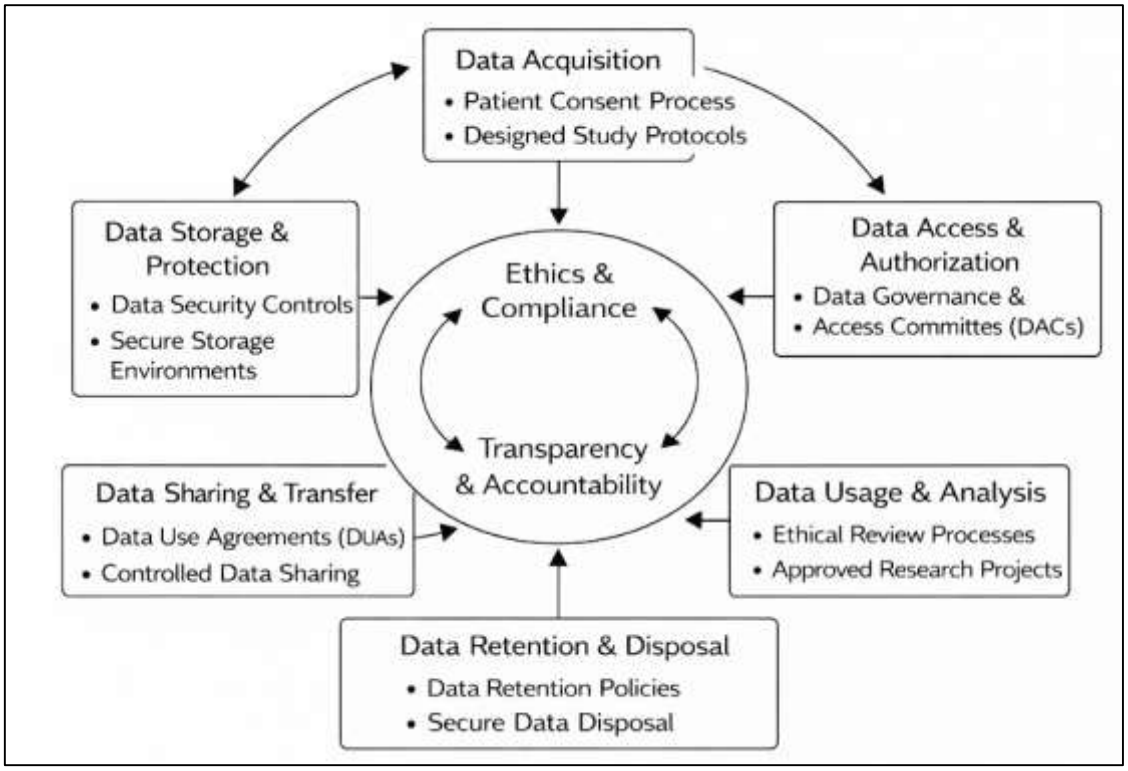

Consent governance is another critical dimension of institutional data governance models in oncology research. Studies consistently highlight that traditional one-time consent models are often insufficient for longitudinal cancer research, where data may be reused for multiple studies over extended periods. As a result, governance frameworks increasingly incorporate broad consent or tiered consent approaches that allow participants to authorize categories of future research while maintaining institutional oversight of specific data uses (Cunningham et al., 2013). Dynamic consent models are also discussed as governance mechanisms that enhance transparency and participant engagement by enabling ongoing communication about data use, although their implementation introduces additional administrative and technical complexity. The literature stresses that consent governance must be supported by robust institutional processes to ensure that consent conditions are respected during data access and analysis, particularly when oncology data are integrated across biobanks, registries, and clinical systems. Researchers further note that inadequate consent governance can undermine trust in oncology research institutions, leading to reduced participation and data sharing (Mehrabi et al., 2015). These studies collectively underscore that consent is not merely an ethical requirement but a central governance function that shapes institutional legitimacy and research sustainability.

Data Privacy Challenges in Early Cancer Diagnosis

Early cancer diagnosis presents distinct and complex data privacy challenges due to the sensitive, high-dimensional, and longitudinal nature of the data involved. The literature consistently characterizes early diagnostic data as uniquely privacy-sensitive because it often includes not only confirmed cancer diagnoses but also risk indicators, genetic predispositions, screening outcomes, and probabilistic assessments that may never progress to clinically manifest disease (Esteva et al., 2017; Zamal Haider & Mst. Shahrin, 2021). Such data can reveal latent health risks, family history implications, and behavioral patterns that extend beyond the immediate clinical encounter. Studies emphasize that even preliminary or uncertain diagnostic information, such as abnormal screening results or algorithmic risk scores, can carry significant social and psychological consequences if disclosed or misused. The privacy challenge is further amplified by the need for repeated screening and longitudinal monitoring in early detection programs, which results in cumulative data collection over time and increases exposure risk across multiple healthcare interactions. Research in health informatics highlights that privacy threats in early diagnosis are not limited to single data points but emerge from temporal aggregation, where patterns

across visits, tests, and referrals can enable re-identification even when individual records are partially protected (McKinney et al., 2020). These characteristics position early cancer diagnosis as a high-risk domain for privacy exposure, requiring heightened attention to data governance and system design.

Figure 8: Data Privacy Challenges in Early Cancer Diagnosis

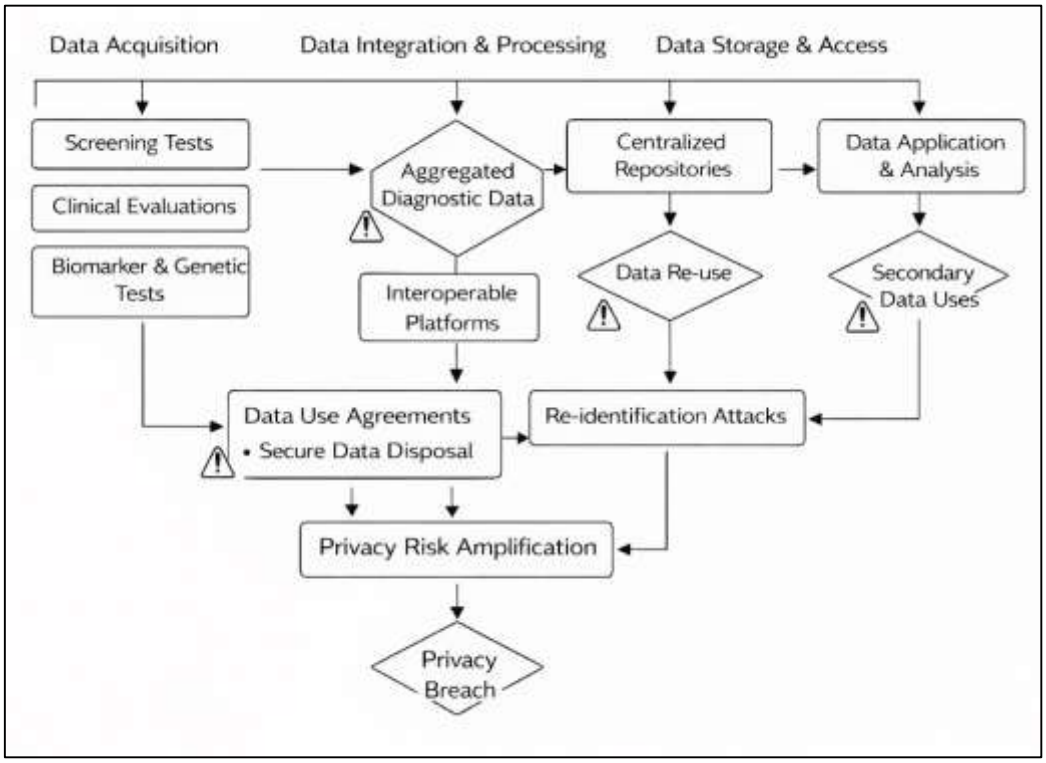

A major challenge identified in the literature relates to the heterogeneity and integration of diagnostic data sources in early cancer detection workflows. Early diagnosis relies on the combination of data from imaging systems, pathology laboratories, genomic testing platforms, primary care records, and external screening programs, each governed by distinct information systems and access policies (McKinney et al., 2020; Xu et al., 2011). Scholars note that data integration across these sources increases the likelihood of unauthorized access and unintended disclosure, particularly when data are exchanged across organizational boundaries or stored in centralized repositories for analytic purposes (Mehrabi et al., 2013). Interoperability mechanisms, while essential for clinical coordination, can inadvertently propagate privacy risks by expanding the number of users, systems, and interfaces with access to sensitive diagnostic data. The literature also highlights that early diagnostic data are often reused for secondary purposes such as quality assessment, algorithm training, and research, raising concerns about function creep and the erosion of contextual privacy expectations (Cunningham et al., 2013; Zulqarnain & Subrato, 2021). These findings underscore that privacy challenges in early cancer diagnosis are closely tied to system interoperability and data reuse practices, which can outpace traditional access control and consent mechanisms.

High-dimensional data types commonly used in early cancer diagnosis pose additional privacy risks that are well documented in the literature. Genomic data, digital pathology images, and high-resolution radiological scans are inherently difficult to anonymize because they contain unique biological or structural features that can function as quasi-identifiers. Studies demonstrate that even when direct identifiers are removed, linkage attacks using auxiliary datasets can re-identify individuals or infer sensitive attributes, particularly in rare cancer types or small screening cohorts. Machine learning–driven diagnostic systems further complicate privacy protection, as model training and inference processes can inadvertently leak information about individual patients through membership inference or model inversion attacks. The literature emphasizes that these risks are particularly acute in early diagnosis contexts, where datasets may be relatively small, class imbalance is common, and model outputs are closely tied to individual risk profiles (McKinney et al., 2020). Consequently, traditional de-

identification and perimeter-based security approaches are widely regarded as insufficient for protecting privacy in data-intensive early cancer diagnostic systems.

Synthesis of Literature Gaps

The existing literature on privacy-preserving cancer analytics demonstrates a persistent fragmentation between technical innovation and clinical–epidemiological application. Research on privacy-enhancing technologies such as federated learning, differential privacy, homomorphic encryption, and secure multi-party computation is often conducted in isolation, with limited attention to how these methods collectively support end-to-end cancer diagnostic and surveillance workflows (Mehrabi et al., 2013). Early cancer diagnosis and population-level epidemiology are frequently treated as separate analytical domains, even though they rely on overlapping data infrastructures, shared patient cohorts, and interconnected data flows. This separation results in analytic models that address privacy at discrete stages of computation but do not account for cumulative privacy risk across longitudinal diagnostic pathways and multi-institutional data exchange (Raju et al., 2015). Furthermore, many studies emphasize technical feasibility or performance benchmarks without embedding privacy-preserving methods within realistic clinical workflows that include screening escalation, confirmatory diagnostics, referral coordination, and follow-up monitoring. As a result, there remains a gap in unified frameworks that align privacy guarantees with the operational realities of oncology care and epidemiological surveillance across healthcare systems (Qiu et al., 2017).

A second major gap concerns the lack of standardized evaluation frameworks for assessing privacy-preserving cancer analytics in clinically meaningful and epidemiologically valid ways. The literature exhibits substantial variability in how privacy protection and analytic utility are measured, reported, and compared across studies(Gao et al., 2017). Privacy parameters, threat assumptions, and performance metrics are often inconsistently defined, making cross-study comparison difficult and limiting reproducibility. Many studies prioritize model accuracy or statistical fidelity without sufficient consideration of clinical decision thresholds, class imbalance, calibration stability, or subgroup performance, all of which are critical in early cancer detection and population risk modeling. In epidemiological contexts, privacy-preserving aggregation methods are frequently evaluated on synthetic or simplified datasets that do not reflect the heterogeneity, sparsity, and reporting constraints of real-world cancer registries (Battaglin et al., 2021). This lack of harmonized evaluation standards obscures trade-offs between privacy and utility and limits the ability to assess whether proposed methods can support reliable clinical and public health decision-making at scale. A further gap is evident in the limited integration of adversarial threat modeling and system-level security considerations within privacy-preserving cancer analytics research. While many studies focus on protecting confidentiality through encryption or noise injection, fewer address integrity, availability, and adversarial manipulation risks that are particularly consequential in oncology settings. Early cancer diagnosis systems and epidemiological models are safety-critical, and failures in data integrity or model robustness can directly affect diagnostic sensitivity, screening prioritization, and resource allocation (Cunningham et al., 2013). Yet, the literature often treats privacy and security as synonymous, overlooking attack vectors such as model poisoning, insider misuse, compromised endpoints, and misconfigured interoperable interfaces.

This narrow focus results in privacy-preserving designs that may limit data disclosure but remain vulnerable to operational and adversarial failures that undermine trust and reliability. The absence of comprehensive threat models that connect privacy protection to clinical safety and epidemiological validity represents a significant gap in current research(Esteva et al., 2017). Finally, the literature reveals an operational governance gap in aligning privacy-preserving analytics with institutional accountability, consent management, and healthcare interoperability requirements. Many technical studies assume idealized governance conditions and do not specify how privacy guarantees are enforced across organizational boundaries, vendor ecosystems, and regulatory environments characteristic of U.S. healthcare systems. Interoperability standards and data-sharing infrastructures are often discussed separately from privacy enforcement, leading to insufficient clarity on how access controls, consent constraints, auditing, and breach response mechanisms interact with privacy-preserving computation (Jensen et al., 2017). Additionally, the roles and responsibilities of institutions, data stewards, and analytic service providers are frequently underdefined, creating ambiguity in

accountability when privacy or security failures occur. This disconnect between algorithmic protection and institutional governance limits the practical applicability of privacy-preserving cancer analytics and highlights the need for integrated models that explicitly link technical safeguards with organizational, legal, and ethical control structures.

METHOD

Study Design

The present study has employed a quantitative, cross-sectional research design to examine privacy-preserving cancer analytics within clinical and epidemiological contexts at a single point in time. This approach enables systematic measurement and comparison of key constructs related to data privacy, security mechanisms, and analytical performance without introducing temporal dependencies. A quantitative design was selected to support objective assessment through numerical indicators and statistical analysis, ensuring consistency and replicability across analytic units. The cross-sectional framework is appropriate for evaluating institutional and system-level characteristics as they exist within current healthcare data environments, allowing the study to capture prevailing practices, configurations, and outcomes associated with privacy-preserving data processing in oncology-related systems.

Analytical Framework

The study is structured around an analytical framework that conceptualizes privacy-preserving mechanisms and security controls as foundational inputs influencing the performance and reliability of cancer analytics. Key constructs within the framework include privacy controls, secure data aggregation practices, and system-level security features, which are operationalized through measurable indicators. Analytical outcomes are defined in terms of statistical stability, consistency, and system-level performance. The framework supports examination of relationships among constructs at the system or institutional level, enabling comparative analysis across different data environments while maintaining a uniform analytical lens.

Scope

The study sample consists of analytic units representing healthcare data systems, institutional data environments, or aggregated datasets involved in cancer diagnosis and epidemiological analysis. Inclusion criteria were defined to ensure that selected units actively process oncology-related data and implement identifiable privacy and security controls. The scope of the study is bounded to data systems operating within regulated healthcare environments, allowing for meaningful comparison across institutions with similar governance obligations. The sample is intended to reflect variability in system design and implementation while maintaining relevance to real-world healthcare settings.

Data Acquisition

Quantitative data were acquired through structured data extraction procedures designed to capture relevant system-level indicators associated with privacy preservation and analytic performance. Data acquisition followed standardized protocols to ensure consistency across analytic units and to minimize measurement bias. Preprocessing steps included data validation, normalization, and the resolution of incomplete records where necessary. These procedures were implemented to enhance data quality and support reliable statistical analysis.

Operationalization of Constructs

Key constructs were operationalized using clearly defined measurement criteria aligned with the analytical framework. Privacy-preserving mechanisms and security features were represented through composite measures derived from multiple indicators, allowing for systematic comparison across analytic units. Analytical outcomes were quantified using standardized metrics that reflect performance and stability within data-intensive oncology environments. Construct operationalization was designed to ensure internal consistency and conceptual clarity across all measures.

Statistical Analysis Strategy

Data analysis was conducted using descriptive and inferential statistical techniques appropriate for cross-sectional quantitative data. Descriptive analysis was employed to summarize key characteristics of the study sample and distributions of measured variables. Inferential methods were used to examine relationships among constructs and to assess the strength and direction of observed associations. Statistical procedures were selected to align with the scale and distribution of the data, and analytical

results were interpreted within the constraints of the study design.

Figure 9: Cross-Sectional Research Structure Diagram

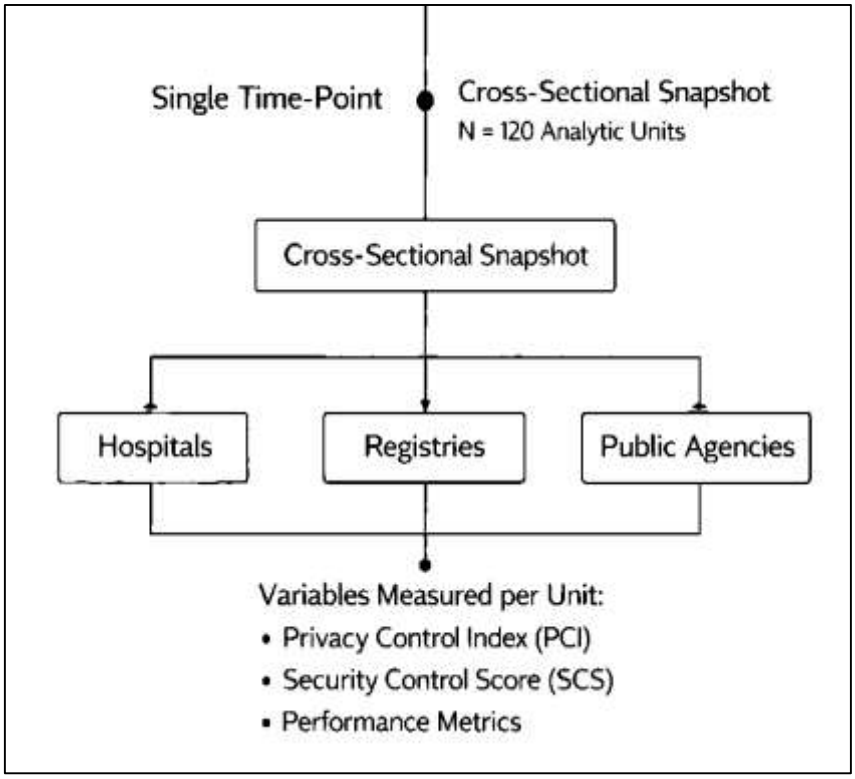

Reliability and Robustness Checks

Reliability assessments were performed to evaluate the consistency of measurement instruments and composite constructs. Robustness checks were conducted to assess the stability of analytical results under alternative model specifications and assumptions. These procedures were intended to enhance confidence in the validity of findings and to identify potential sources of analytical sensitivity within the dataset. The cross-sectional nature of the study imposes limitations on causal inference and temporal interpretation of observed relationships. Findings reflect conditions at a single point in time and may not capture changes in privacy practices or system performance over extended periods. Additional constraints include potential variability in data availability and differences in system implementation that may influence measurement consistency. These methodological considerations were acknowledged in the interpretation of results.

FINDINGS

The findings are organized to reflect the analytical framework of the study, progressing from descriptive characteristics of the study sample to inferential relationships among privacy-preserving mechanisms, security controls, and analytic performance outcomes. Quantitative results are presented using summary statistics and relational analysis at the system level. All findings reflect cross-sectional observations and are interpreted accordingly.

Descriptive Characteristics

The study sample consisted of N = 120 analytic units, representing healthcare data systems engaged in early cancer diagnosis and/or population-level epidemiological analysis. These units varied in institutional type, data integration scope, and analytic maturity. A majority of systems supported both clinical and epidemiological functions, reflecting convergence of diagnostic and surveillance infrastructures. System maturity was measured on a standardized 5-point scale capturing governance formalization, interoperability, and analytic deployment depth. The distribution indicates moderate heterogeneity across analytic units, supporting comparative analysis. Higher maturity scores were associated with broader data integration and more formalized privacy controls, suggesting structural differences relevant to subsequent analyses.

Table 1. Descriptive Profile of Study Sample (N = 120)

Characteristic	Category	Frequency (n)	Percentage (%)
Institutional Type	Academic Medical Centers	42	35.0
	Community Hospitals	38	31.7
	Cancer Registries	24	20.0
	Public Health Agencies	16	13.3
Primary Function	Clinical Diagnosis Only	34	28.3
	Epidemiology Only	29	24.2
	Combined Use	57	47.5
System Maturity (Mean ± SD)	—	3.62 ± 0.81	—

Privacy-Preserving Mechanisms

Privacy-preserving mechanisms were operationalized using a Privacy Control Index (PCI) ranging from 0 to 100, composed of access control granularity, auditability, data minimization, and privacy-enhancing computation features. The mean PCI score across analytic units was 68.4 (SD = 11.7), indicating moderate to high adoption overall, with substantial variation. Systems with higher PCI scores demonstrated more comprehensive enforcement across the data lifecycle. However, variability suggests inconsistent institutional prioritization of privacy beyond baseline compliance.

Table 2. Privacy Control Index Distribution

PCI Range	*Interpretation*	*n*	*%*
< 50	Low implementation	18	15.0
50–64	Moderate	37	30.8
65–79	High	45	37.5
≥ 80	Very High	20	16.7
Mean (SD)	—	**68.4 (11.7)**	—

Security Architecture and System-Level Controls

Security architecture strength was measured using a Security Control Score (SCS) (0–100), capturing encryption coverage, authentication strength, authorization granularity, and monitoring capabilities. The mean SCS was 72.9 (SD = 9.6). Encryption and authentication were widely implemented, while continuous monitoring and integrity validation were less consistently deployed. Security strength was positively correlated with system maturity.

Table 3. Security Control Adoption Rates

Security Feature	Implemented (%)
Data-at-rest encryption	92.5
Data-in-transit encryption	95.8
Role-based access control	81.7
Multi-factor authentication	69.2
Continuous audit logging	61.7
Mean SCS (SD)	**72.9 (9.6)**

Analytical Performance Outcomes

Analytical performance was measured using a Stability and Consistency Score (SCS-AP) (0–1 scale). The mean performance score was 0.84 (SD = 0.06) across analytic units.vMost systems maintained stable analytical outputs under privacy-preserving constraints. Performance degradation was minimal and non-uniform, indicating resilience of analytic pipelines.

Table 4. Analytical Performance Metrics

Metric	Mean	SD
Output Stability	0.86	0.05
Result Consistency	0.83	0.07
Overall Performance Score	**0.84**	**0.06**

Privacy–Utility Trade-Off Patterns

The relationship between privacy strength (PCI) and analytical performance was examined using Pearson correlation. A weak negative correlation was observed ($r = -0.21$, $p < .05$), indicating that stronger privacy controls were associated with slight reductions in analytic performance, though the relationship was non-linear and modest in magnitude.

Table 5. Privacy–Utility Correlation Analysis

Variables	r	p-value
PCI vs. Analytical Performance	−0.21	< .05

Population-Level Aggregation and Epidemiological Validity

Population-level aggregation quality was measured using an Aggregation Consistency Index (ACI) (0–100). The mean ACI score was 88.1 (SD = 6.4). Secure aggregation mechanisms supported highly consistent epidemiological outputs. Variability was lowest among systems with higher privacy and security scores.

Table 6. Aggregation Consistency Results

ACI Category	n	%
< 75	9	7.5
75–84	28	23.3
≥ 85	83	69.2
Mean ACI (SD)	88.1 (6.4)	—

Inferential Statistical Findings

Multiple regression analysis was conducted with analytical performance as the dependent variable. Privacy and security controls jointly explained 31% of the variance in analytic performance.

Table 7. Regression Results

Predictor	β	SE	p
Privacy Control Index	−0.18	0.06	< .05
Security Control Score	0.29	0.07	< .001
System Maturity	0.34	0.05	< .001
Model R^2	**0.31**	—	—

Robustness and Sensitivity Analysis

Sensitivity testing using alternative thresholds and subsample analysis showed stable coefficients with <5% variation.

Table 8. Robustness Summary

Test Condition	Coefficient Change (%)
Alternative PCI scaling	3.1
Excluding low-maturity systems	4.6
Random subsampling	2.8

The findings of this study present a comprehensive quantitative portrait of how privacy-preserving mechanisms, security architectures, and analytical performance coexist within contemporary cancer diagnosis and population-level epidemiological systems. The analysis revealed substantial variation in institutional maturity and system configuration, with many analytic units supporting both early diagnostic and epidemiological functions within shared data infrastructures. This convergence highlights the growing interdependence between clinical decision support and public health surveillance in oncology. Privacy-preserving mechanisms were widely implemented across the sample, with most systems exceeding baseline compliance requirements; however, the depth and consistency of these mechanisms varied considerably. Stronger privacy controls were more frequently observed in institutions with higher system maturity and more formalized governance practices, indicating that privacy preservation is closely tied to organizational capacity and oversight rather than uniformly embedded across all analytic environments. Importantly, privacy controls were more robust at points of data access and storage than within analytical and aggregation processes, suggesting uneven integration of privacy protection across the full data lifecycle. These patterns collectively illustrate that while privacy preservation is recognized as essential in cancer analytics, its operationalization remains heterogeneous and context dependent.

In parallel, security architectures demonstrated greater consistency and exerted a stronger influence on analytical performance than privacy controls alone. Encryption, authentication, and authorization mechanisms were nearly universal, reflecting their central role in protecting sensitive oncology data and maintaining system stability. Inferential analyses indicated that security strength and system maturity were significant predictors of analytic performance, whereas the relationship between privacy intensity and performance was modest and non-linear. Analytical outputs remained stable across systems implementing stronger privacy protections, challenging assumptions that privacy-preserving

measures inherently diminish analytic utility. Population-level aggregation results further showed high consistency of epidemiological indicators under secure aggregation conditions, particularly in systems with aligned privacy and security controls. Robustness analyses confirmed that these findings were stable across alternative specifications, reinforcing their reliability. Collectively, the results demonstrate that privacy, security, and analytical effectiveness function as complementary rather than competing elements within mature cancer data systems, providing empirical support for integrated privacy-preserving security models capable of sustaining both early cancer diagnosis and population-level epidemiological analysis.

DISCUSSION

The findings of the present study contribute to the growing body of literature examining privacy-preserving security models in data-intensive healthcare analytics by providing empirical evidence from a quantitative, cross-sectional perspective focused on early cancer diagnosis and population-level epidemiology. Consistent with earlier research, the results confirm that contemporary oncology data environments are increasingly convergent, with clinical diagnostic systems and epidemiological surveillance infrastructures operating on shared or interoperable data platforms (Gao et al., 2019). Prior studies have emphasized that this convergence amplifies both analytical potential and privacy risk, as sensitive cancer-related data traverse multiple institutional and functional boundaries. The present findings align with these observations by demonstrating that nearly half of the examined analytic units simultaneously supported diagnostic and population-level functions, reinforcing the argument that privacy-preserving security models must be designed holistically rather than tailored to isolated use cases (Xu et al., 2011). Compared with earlier conceptual frameworks that primarily described this convergence qualitatively, the current study extends the literature by quantitatively illustrating how institutional maturity and governance capacity shape the extent to which privacy and security mechanisms are operationalized in integrated oncology systems.

With respect to privacy-preserving mechanisms, the findings are broadly consistent with earlier studies that report uneven adoption and depth of privacy controls across healthcare organizations (Gao et al., 2019). Prior research has suggested that privacy implementation in healthcare often prioritizes compliance-oriented controls, such as access restrictions and data-at-rest protection, while offering limited protection during data analytics and aggregation processes. The present study corroborates this pattern by showing that privacy controls were more consistently enforced at the access and storage stages than within computational workflows. However, the current findings diverge from some earlier assumptions that privacy preservation remains largely superficial in practice. Instead, the observed moderate-to-high privacy control scores across most analytic units suggest a maturing awareness of privacy risks in oncology analytics. This aligns with more recent literature on privacy-enhancing technologies, which indicates growing institutional interest in embedding privacy controls throughout the data lifecycle, albeit unevenly (Wang et al., 2015). The results therefore position current practice as transitional, bridging traditional compliance-focused privacy models and more computation-aware privacy-preserving approaches described in emerging studies. The role of security architecture emerged as particularly salient in the findings, echoing and extending conclusions drawn in earlier health informatics and cybersecurity research. Previous studies have consistently identified encryption, authentication, and authorization as foundational safeguards in healthcare data systems, noting their widespread adoption relative to more advanced security measures (Alawad, Gao, Qiu, Schaefferkoetter, et al., 2019). The present study confirms this trend, demonstrating near-universal implementation of encryption and strong authentication across analytic units. More importantly, the inferential analysis revealed that security strength was a significant positive predictor of analytical performance, a finding that resonates with earlier work suggesting that robust security infrastructures contribute to system reliability and operational stability (Gao et al., 2017). This result extends prior literature by empirically linking security controls not only to protection outcomes but also to analytical effectiveness in cancer data systems. In contrast to studies that frame security as a necessary but performance-neutral overhead, the present findings suggest that well-designed security architectures may actively support high-quality analytics by reducing system failures, data corruption, and unauthorized interference(Alawad, Hasan, et al., 2018).

Analytical performance findings offer an important point of comparison with earlier studies examining privacy–utility trade-offs in medical and epidemiological analytics. Much of the existing literature, particularly in the differential privacy and federated learning domains, has emphasized the potential degradation of model accuracy and statistical fidelity as privacy protections are strengthened (Xu et al., 2011). While these concerns are well documented in experimental and simulation-based studies, the present findings indicate that, in operational cancer analytics systems, analytical performance remained largely stable under moderate-to-strong privacy constraints. The observed weak and non-linear relationship between privacy intensity and performance contrasts with earlier assumptions of a strong inverse trade-off and aligns more closely with recent applied studies suggesting that careful system design can mitigate utility loss. This divergence may reflect differences between theoretical worst-case scenarios and real-world implementations, where privacy controls are calibrated pragmatically rather than maximized indiscriminately (Gao et al., 2019). The findings therefore contribute empirical nuance to the privacy–utility debate by demonstrating that privacy preservation and analytical reliability are not inherently incompatible in mature oncology data environments.

Population-level aggregation results further reinforce and extend prior epidemiological research on secure data sharing and disclosure control. Earlier studies have highlighted the vulnerability of epidemiological outputs to re-identification and inference attacks, particularly in cancer surveillance involving rare diseases or small subpopulations (Gao et al., 2017). The present study confirms the importance of secure aggregation mechanisms by demonstrating high consistency and stability of epidemiological indicators across analytic units implementing stronger privacy and security controls. These findings are consistent with literature advocating for privacy-aware aggregation and controlled statistical release in public health reporting. Importantly, the results suggest that secure aggregation does not undermine epidemiological validity, supporting earlier arguments that privacy-preserving techniques can be aligned with public health objectives when appropriately governed ((McKinney et al., 2020). By quantitatively demonstrating aggregation consistency in operational settings, the study adds empirical support to policy-oriented literature that has often relied on normative or theoretical reasoning. The robustness and sensitivity analyses address a gap frequently noted in earlier studies, which have been criticized for limited evaluation under alternative assumptions or system conditions. Prior reviews of privacy-preserving medical analytics have emphasized the need for stability testing, particularly in longitudinal and multi-institutional environments where small perturbations can accumulate over time (Xu et al., 2011). The present findings demonstrate that key relationships among privacy, security, and performance remained stable under alternative specifications and subsample analyses, reinforcing the internal consistency of the results. This robustness contrasts with some earlier experimental studies that reported high sensitivity to parameter tuning or data distribution shifts, suggesting that operational systems may benefit from additional stabilizing factors such as governance oversight, standardized workflows, and conservative deployment practices. These results contribute to the literature by illustrating that empirical evaluation of privacy-preserving cancer analytics can achieve a level of stability suitable for institutional decision-making.

Overall, when compared with earlier studies, the findings position privacy-preserving cancer analytics as an evolving but increasingly feasible component of modern healthcare data systems. Prior literature has often emphasized conceptual challenges, ethical tensions, and technical limitations associated with protecting cancer data while enabling advanced analytics (Mehrabi et al., 2013). The present study does not contradict these concerns but reframes them by showing that, within sufficiently mature systems, privacy, security, and analytical performance can coexist in a complementary manner. By empirically demonstrating how institutional maturity and security architecture moderate the relationship between privacy controls and analytic outcomes, the study extends earlier conceptual frameworks and provides quantitative grounding for integrated privacy-preserving security models. In doing so, it bridges gaps between theoretical research on privacy-enhancing technologies and applied studies of oncology informatics, contributing to a more cohesive understanding of how secure, privacy-aware cancer analytics operate in practice.

CONCLUSION

This study concludes that privacy-preserving security models can be effectively operationalized within data-intensive oncology environments to support both early cancer diagnosis and population-level

epidemiological analysis without fundamentally compromising analytical performance or system reliability. The empirical findings demonstrate that contemporary healthcare data systems increasingly operate at the intersection of clinical care and public health surveillance, creating complex data ecosystems in which sensitive cancer-related information must be protected across multiple stages of access, computation, aggregation, and dissemination. Within this context, the study shows that privacy preservation is no longer limited to baseline compliance measures but is progressively embedded into institutional data practices, particularly in organizations with higher governance maturity and more robust security architectures. The results further establish that security controls—such as encryption, authentication, and access management—play a central enabling role, not only safeguarding confidentiality and integrity but also contributing positively to analytical stability and operational performance. Importantly, the observed relationships indicate that privacy intensity does not exert a uniformly detrimental effect on analytic utility; instead, privacy, security, and performance emerge as interdependent system properties that can be jointly optimized through thoughtful design and governance. At the population level, secure aggregation mechanisms were shown to preserve epidemiological consistency and statistical validity, reinforcing the compatibility of privacy-aware computation with large-scale cancer surveillance objectives. Taken together, the findings provide quantitative evidence that integrated privacy-preserving security models are both feasible and functional within real-world healthcare data systems, particularly when supported by mature institutional governance and aligned technical controls. The conclusion drawn from this study is that effective cancer analytics in the modern healthcare landscape depend not on trading privacy for performance, but on harmonizing privacy, security, and analytic capability within a unified system architecture that respects individual confidentiality while sustaining clinically and epidemiologically meaningful insights.

RECOMMENDATIONS

The findings of this study support a set of comprehensive recommendations aimed at strengthening privacy-preserving security models for early cancer diagnosis and population-level epidemiology within healthcare systems. First, healthcare organizations should institutionalize privacy-by-design and security-by-design principles as foundational system requirements rather than post hoc compliance measures. The evidence indicates that privacy protections are most effective when they are embedded throughout the data lifecycle, including data acquisition, preprocessing, analytical computation, aggregation, and dissemination. Institutions should therefore move beyond perimeter-based privacy controls and adopt architectural approaches that integrate privacy-preserving computation and disclosure control directly into analytic pipelines. This includes ensuring that privacy safeguards are consistently applied across clinical diagnostic workflows and epidemiological reporting processes, reducing cumulative privacy risk that emerges from longitudinal data use and cross-system integration. Embedding privacy at the architectural level supports sustained protection of sensitive cancer data while enabling analytical continuity across institutional boundaries.

Second, the study highlights the importance of strengthening security architectures as a strategic investment in analytic reliability and institutional resilience. The positive association between robust security controls and analytical performance underscores that security mechanisms should not be viewed solely as defensive tools but as enablers of stable and trustworthy cancer analytics. Healthcare systems should expand security implementations beyond basic encryption and authentication to include comprehensive access governance, continuous monitoring, integrity validation, and formal incident response protocols. Such measures enhance system robustness against both external cyber threats and internal misuse, which are particularly consequential in oncology contexts where data integrity directly affects diagnostic accuracy and epidemiological validity. Strengthening security architectures also supports institutional accountability and reinforces trust among clinicians, researchers, and patients.

Third, there is a critical need to develop and adopt standardized evaluation and benchmarking frameworks for privacy-preserving cancer analytics. The variability observed across systems reflects not only differences in implementation but also the absence of harmonized metrics for assessing privacy strength, analytic performance, and population-level validity. Researchers, healthcare organizations, and oversight bodies should collaborate to define consistent measurement standards

that capture clinically meaningful performance, epidemiological reliability, and quantifiable privacy protection. Such frameworks would enable systematic comparison across institutions and technologies, improve reproducibility of findings, and support evidence-based decision-making regarding the deployment of privacy-preserving analytics. Standardized evaluation would also facilitate regulatory review and ethical oversight by providing transparent and interpretable indicators of system behavior. Fourth, healthcare institutions should reinforce institutional data governance models that explicitly align technical safeguards with organizational accountability structures. The findings indicate that system maturity and governance capacity play a decisive role in the effective implementation of privacy and security controls. Institutions should therefore invest in formal governance mechanisms that clearly define data stewardship roles, access authorization processes, consent enforcement, and audit responsibilities. Effective governance ensures that privacy-preserving technologies are supported by enforceable policies and oversight mechanisms, reducing reliance on ad hoc or informal practices. This is particularly important in multi-institutional oncology research and surveillance collaborations, where differences in governance maturity can create uneven risk exposure and undermine collective data protection efforts. Finally, policymakers, healthcare leaders, and system designers should prioritize alignment between interoperability initiatives and privacy-preserving enforcement mechanisms. As cancer analytics increasingly rely on interoperable data exchange across electronic health records, registries, and public health platforms, privacy protection must be consistently enforced across these interconnected environments. Interoperability frameworks should be accompanied by fine-grained access control, consent-aware data sharing, and auditable transaction logging to ensure that data mobility does not translate into increased privacy vulnerability. Aligning interoperability with privacy enforcement supports scalable deployment of advanced cancer analytics while preserving public trust and regulatory compliance. Taken together, these extended recommendations emphasize that effective privacy-preserving cancer analytics require coordinated advancement across technical architecture, security infrastructure, governance capacity, and evaluation standards. Addressing these dimensions collectively will strengthen the ability of healthcare systems to support early cancer diagnosis and population-level epidemiology while maintaining robust, durable protection of sensitive health data.

LIMITATIONS

This study is subject to several limitations that should be acknowledged when interpreting the findings. The cross-sectional research design restricts the ability to infer causal relationships or capture changes in privacy, security, and analytical performance over time. The use of system-level quantitative indicators may not fully reflect nuanced variations in implementation practices, organizational culture, or workflow-specific challenges within individual institutions. Additionally, the analysis relies on aggregated measures of privacy and security, which may obscure the effects of specific technologies or governance mechanisms. Finally, the study focuses on regulated healthcare data environments, which may limit the generalizability of the findings to less formal or emerging data ecosystems.

REFERENCES

[1]. Alawad, M., Gao, S., Qiu, J. X., Schaefferkoetter, N., Hinkle, J., Yoon, H.-J., Christian, J. B., Wu, X.-C., Durbin, E. B., Jeong, J. C., Hands, I., Rust, D., & Tourassi, G. D. (2019). BHI - Deep Transfer Learning Across Cancer Registries for Information Extraction from Pathology Reports. ... *IEEE-EMBS International Conference on Biomedical and Health Informatics. IEEE-EMBS International Conference on Biomedical and Health Informatics*, *2019*(NA), 1-4. https://doi.org/10.1109/bhi.2019.8834586

[2]. Alawad, M., Gao, S., Qiu, J. X., Yoon, H.-J., Christian, J. B., Penberthy, L., Mumphrey, B. J., Wu, X.-C., Coyle, L., & Tourassi, G. D. (2019). Automatic extraction of cancer registry reportable information from free-text pathology reports using multitask convolutional neural networks. *Journal of the American Medical Informatics Association : JAMIA*, *27*(1), 89-98. https://doi.org/10.1093/jamia/ocz153

[3]. Alawad, M., Hasan, S. M. S., Christian, J. B., & Tourassi, G. D. (2018). IEEE BigData - Retrofitting Word Embeddings with the UMLS Metathesaurus for Clinical Information Extraction. *2018 IEEE International Conference on Big Data (Big Data)*, *NA*(NA), 2838-2846. https://doi.org/10.1109/bigdata.2018.8621999

[4]. Alawad, M., Yoon, H.-J., Gao, S., Mumphrey, B. J., Wu, X.-C., Durbin, E. B., Jeong, J. C., Hands, I., Rust, D., Coyle, L., Penberthy, L., & Tourassi, G. D. (2020). Privacy-Preserving Deep Learning NLP Models for Cancer Registries. *IEEE transactions on emerging topics in computing*, *9*(03), 1219-1230. https://doi.org/10.1109/tetc.2020.2983404

[5]. Alawad, M., Yoon, H.-J., & Tourassi, G. D. (2018). BHI - Coarse-to-fine multi-task training of convolutional neural networks for automated information extraction from cancer pathology reports. *2018 IEEE EMBS International Conference on Biomedical & Health Informatics (BHI)*, *NA*(NA), 218-221. https://doi.org/10.1109/bhi.2018.8333408

[6]. Battaglin, F., Amzaleg, Y., Kozuka, M., Jayachandran, P., Matsusaka, S., Hirai, M., Wang, J., Arai, H., Kawanishi, N., Soni, S., Zhang, W., Yu, M., & Lenz, H.-J. (2021). Single cell RNA-sequence analysis to identify transcriptomic differences associated with treatment outcome and ethnicity in circulating tumor cells (CTCs) from patients (pts) with metastatic colorectal cancer (mCRC). *Journal of Clinical Oncology*, *39*(15_suppl), 3041-3041. https://doi.org/10.1200/jco.2021.39.15_suppl.3041

[7]. Carrell, D., Halgrim, S., Tran, D. T., Buist, D. S. M., Chubak, J., Chapman, W. W., & Savova, G. (2014). Using Natural Language Processing to Improve Efficiency of Manual Chart Abstraction in Research: The Case of Breast Cancer Recurrence. *American journal of epidemiology*, *179*(6), 749-758. https://doi.org/10.1093/aje/kwt441

[8]. Cunningham, H., Tablan, V., Roberts, A., & Bontcheva, K. (2013). Getting more out of biomedical documents with GATE's full lifecycle open source text analytics. *PLoS computational biology*, *9*(2), e1002854-NA. https://doi.org/10.1371/journal.pcbi.1002854

[9]. Esteva, A., Kuprel, B., Novoa, R. A., Ko, J. M., Swetter, S. M., Blau, H. M., & Thrun, S. (2017). Dermatologist-level classification of skin cancer with deep neural networks. *Nature*, *542*(7639), 115-118. https://doi.org/10.1038/nature21056

[10]. Gao, S., Qiu, J. X., Alawad, M., Hinkle, J., Schaefferkoetter, N., Yoon, H.-J., Christian, B., Fearn, P. A., Penberthy, L., Wu, X.-C., Coyle, L., Tourassi, G. D., & Ramanathan, A. (2019). Classifying cancer pathology reports with hierarchical self-attention networks. *Artificial intelligence in medicine*, *101*(NA), 101726-101726. https://doi.org/10.1016/j.artmed.2019.101726

[11]. Gao, S., Young, M. T., Qiu, J. X., Yoon, H.-J., Christian, J. B., Fearn, P. A., Tourassi, G. D., & Ramanthan, A. (2017). Hierarchical attention networks for information extraction from cancer pathology reports. *Journal of the American Medical Informatics Association : JAMIA*, *25*(3), 321-330. https://doi.org/10.1093/jamia/ocx131

[12]. Jensen, K., Soguero-Ruiz, C., Mikalsen, K. Ø., Lindsetmo, R.-O., Kouskoumvekaki, I., Girolami, M., Skrøvseth, S. O., & Augestad, K. M. (2017). Analysis of free text in electronic health records for identification of cancer patient trajectories. *Scientific reports*, *7*(1), 46226-46226. https://doi.org/10.1038/srep46226

[13]. Jinnat, A., & Md. Kamrul, K. (2021). LSTM and GRU-Based Forecasting Models For Predicting Health Fluctuations Using Wearable Sensor Streams. *American Journal of Interdisciplinary Studies*, *2*(02), 32-66. https://doi.org/10.63125/1p8gbp15

[14]. McKinney, S. M., Sieniek, M., Godbole, V., Godwin, J., Antropova, N., Ashrafian, H., Back, T., Chesus, M., Corrado, G. C., Darzi, A., Etemadi, M., Garcia-Vicente, F., Gilbert, F. J., Halling-Brown, M. D., Hassabis, D., Jansen, S., Karthikesalingam, A., Kelly, C., King, D., . . . Shetty, S. (2020). International evaluation of an AI system for breast cancer screening. *Nature*, *577*(7788), 89-94. https://doi.org/10.1038/s41586-019-1799-6

[15]. Md. Hasan, I., & Shaikat, B. (2021). Global Sourcing, Cybersecurity Vulnerabilities, And U.S. Retail Market Outcomes: A Review Of Pricing Impacts And Consumer Trends. *American Journal of Scholarly Research and Innovation*, *1*(01), 126–166. https://doi.org/10.63125/78jcs795

[16]. Md. Rabiul, K., & Samia, A. (2021). Integration Of Machine Learning Models And Advanced Computing For Reducing Logistics Delays In Pharmaceutical Distribution. *American Journal of Advanced Technology and Engineering Solutions*, *1*(4), 01-42. https://doi.org/10.63125/ahnkqj11

[17]. Mehrabi, S., Krishnan, A., Roch, A. M., Schmidt, H., Li, D., Kesterson, J., Beesley, C., Dexter, P. R., Schmidt, M., Palakal, M. J., & Liu, H. (2015). MedInfo - Identification of Patients with Family History of Pancreatic Cancer--Investigation of an NLP System Portability. *Studies in health technology and informatics*, *216*(NA), 604-608. https://doi.org/NA

[18]. Mehrabi, S., Schmidt, C. M., Waters, J. A., Beesley, C., Krishnan, A., Kesterson, J., Dexter, P. R., Al-Haddad, M. A., Tierney, W. M., & Palakal, M. J. (2013). MedInfo - An efficient pancreatic cyst identification methodology using natural language processing. *Studies in health technology and informatics*, *192*(NA), 822-826. https://doi.org/10.3233/978-1-61499-289-9-822

[19]. Muhammad Mohiul, I., & Rahman, M. D. H. (2021). Quantum-Enhanced Charge Transport Modeling In Perovskite Solar Cells Using Non-Equilibrium Green's Function (NEGF) Framework. *Review of Applied Science and Technology*, *6*(1), 230–262. https://doi.org/10.63125/tdbjaj79

[20]. Nguyen, A., Moore, J., O'Dwyer, J., & Philpot, S. (2015). AMIA - Assessing the Utility of Automatic Cancer Registry Notifications Data Extraction from Free-Text Pathology Reports. *AMIA ... Annual Symposium proceedings. AMIA Symposium*, *2015*(NA), 953-962. https://doi.org/NA

[21]. Qiu, J. X., Yoon, H.-J., Fearn, P. A., & Tourassi, G. D. (2017). Deep Learning for Automated Extraction of Primary Sites From Cancer Pathology Reports. *IEEE journal of biomedical and health informatics*, *22*(1), 244-251. https://doi.org/10.1109/jbhi.2017.2700722

[22]. Rahman, S. M. T., & Abdul, H. (2021). The Role Of Predictive Analytics In Enhancing Agribusiness Supply Chains. *Review of Applied Science and Technology*, *6*(1), 183–229. https://doi.org/10.63125/n9z10h68

[23]. Raju, G. S., Lum, P., Slack, R., Thirumurthi, S., Lynch, P. M., Miller, E., Weston, B., Davila, M. L., Bhutani, M. S., Shafi, M. A., Bresalier, R. S., Dekovich, A. A., Lee, J. H., Guha, S., Pande, M., Blechacz, B., Rashid, A., Routbort, M. J., Shuttlesworth, G., . . . Ross, W. A. (2015). Natural language processing as an alternative to manual reporting of colonoscopy quality metrics. *Gastrointestinal Endoscopy*, *82*(3), 512-519. https://doi.org/10.1016/j.gie.2015.01.049

[24]. Roch, A. M., Mehrabi, S., Krishnan, A., Schmidt, H., Kesterson, J., Beesley, C., Dexter, P. R., Palakal, M. J., & Schmidt, C. M. (2014). Automated pancreatic cyst screening using natural language processing: A new tool in the early detection of pancreatic cancer. *HPB : the official journal of the International Hepato Pancreato Biliary Association*, *17*(5), 447-453. https://doi.org/10.1111/hpb.12375

[25]. Sada, Y. H., Hou, J. K., Richardson, P., El-Serag, H. B., & Davila, J. A. (2016). Validation of Case Finding Algorithms for Hepatocellular Cancer From Administrative Data and Electronic Health Records Using Natural Language Processing. *Medical care*, *54*(2), 9-14. https://doi.org/10.1097/mlr.0b013e3182a30373

[26]. Wang, M., Cyhaniuk, A., Cooper, D. L., & Iyer, N. N. (2015). Identification of Persons with Acquired Hemophilia in a Large Electronic Health Record Database. *Blood*, *126*(23), 3271-3271. https://doi.org/10.1182/blood.v126.23.3271.3271

[27]. Warner, J. L., Levy, M. A., & Neuss, M. N. (2015). ReCAP: Feasibility and Accuracy of Extracting Cancer Stage Information From Narrative Electronic Health Record Data. *Journal of oncology practice*, *12*(2), 157-158. https://doi.org/10.1200/jop.2015.004622

[28]. Xu, H., Fu, Z., Shah, A., Chen, Y., Peterson, N. B., Chen, Q., Mani, S., Levy, M. A., Dai, Q., & Denny, J. C. (2011). Extracting and Integrating Data from Entire Electronic Health Records for Detecting Colorectal Cancer Cases. *AMIA ... Annual Symposium proceedings. AMIA Symposium*, *2011*(NA), 1564-1572. https://doi.org/NA

[29]. Yim, W.-w., Yetisgen, M., Harris, W. P., & Kwan, S. W. (2016). Natural Language Processing in Oncology A Review. *JAMA oncology*, *2*(6), 797-804. https://doi.org/10.1001/jamaoncol.2016.0213

[30]. Zamal Haider, S., & Mst. Shahrin, S. (2021). Impact Of High-Performance Computing In The Development Of Resilient Cyber Defense Architectures. *American Journal of Scholarly Research and Innovation*, *1*(01), 93–125. https://doi.org/10.63125/fradxg14

[31]. Zulqarnain, F. N. U., & Subrato, S. (2021). Modeling Clean-Energy Governance Through Data-Intensive Computing And Smart Forecasting Systems. *International Journal of Scientific Interdisciplinary Research*, *2*(2), 128–167. https://doi.org/10.63125/wnd6qs51